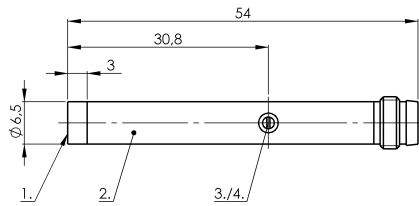
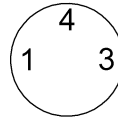


SK1-3-6.5-PNBS-VA/PTFE-Y1

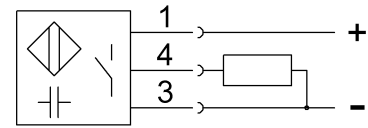
CS0022



Connector view



Wiring Diagram



1) Sensing surface 2) Housing 3) Potentiometer 4) LED function indicator



### Electrical connection

Connection	M8x1-Connector, 3-pole
Polarity reversal protected	yes
Short-circuit protection	yes

### Electrical data

Hysteresis H max. (% of Sr)	15.0 %
MTTF (40 °C)	444 a
Operating voltage U <sub>b</sub>	11...30 VDC
Protected against miswiring	yes
Rated insulation voltage U <sub>i</sub>	75 V DC
Rated operating current I <sub>e</sub> DC	50 mA
Repeat accuracy max. (% of Sr)	2.0 %
Switching frequency	100 Hz
Utilization category	DC -13
Voltage drop static max.	2 V

### Environmental conditions

Ambient temperature	-10...70 °C
Protection type IEC 60529	IP65

### Functional safety

Diagnostic coverage	0 %
Functional safety	no

### General data

Approval/Conformity	CE cULus
---------------------	-------------

Basic standard

IEC 60947-5-2

Sensitivity

Switching distance adjustable

### Material

Cover material	PA
Housing material	Stainless steel (1.4301)
Material cover	PA
Material sensing surface	PTFE

### Mechanical data

Dimension	undefined
Installation	non-flush
Size	D6.5

### Output/Interface

Switching output	PNP Normally open (NO)
------------------	------------------------

### Range/Distance

Measuring range	0.1...3 mm
Range	0.1...3 mm
Rated operating distance S <sub>n</sub>	3 mm
Ripple max. (% of U <sub>e</sub> )	10 %
Temperature drift max. (% of Sr)	15 %

For further information on MTTF/B10d, please refer to the MTTF / B10d Certificate. Specification of the MTTF value and the B10d value do not represent any binding quality and/or life expectancy guarantees.