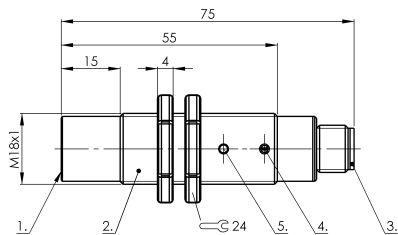



SK1-15-M18-NNBS-VA/PTFE-Y2

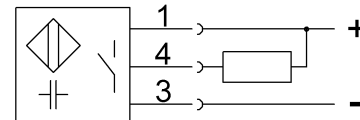
CS006E



Connector view



Wiring Diagram



1) Sensing surface 2) Housing 3) Cover 4) Potentiometer 5) LED function indicator



IND. CONT. EQ.
81U2
for use in the secondary of
a class 2 source of supply

Electrical connection

Connection	M12x1-Connector, 4-pole, A-coded
Polarity reversal protected	yes
Short-circuit protection	yes

Electrical data

Hysteresis H max. (% of Sr)	15.0 %
MTTF (40 °C)	300 a
Operating voltage U_b	10...35 VDC
Protected against miswiring	yes
Rated insulation voltage U_i	75 V DC
Rated operating current I_e DC	300 mA
Repeat accuracy max. (% of Sr)	2.0 %
Switching frequency	100 Hz
Utilization category	DC -13
Voltage drop static max.	1.5 V

Environmental conditions

Ambient temperature	-30...70 °C
Protection type IEC 60529	IP67

Functional safety

Diagnostic coverage	0 %
Functional safety	no

General data

Approval/Conformity	CE cULus
---------------------	-------------

Basic standard
Scope of delivery
Sensitivity

IEC 60947-5-2
Nut (2x)
Switching distance adjustable

Material

Cover material	PA
Housing material	Stainless steel (1.4301)
Material cover	PA
Material sensing surface	PTFE

Mechanical data

Dimension	undefined
Installation	non-flush
Size	M18x1
Tightening torque	60 Nm

Output/Interface

Switching output	NPN Normally open (NO)
------------------	------------------------

Range/Distance

Measuring range	2...15 mm
Range	2...15 mm
Rated operating distance S_n	15 mm
Ripple max. (% of U_e)	10 %
Temperature drift max. (% of Sr)	15 %

For further information on MTTF/B10d, please refer to the MTTF / B10d Certificate.

Specification of the MTTF value and the B10d value do not represent any binding quality and/or life expectancy guarantees.