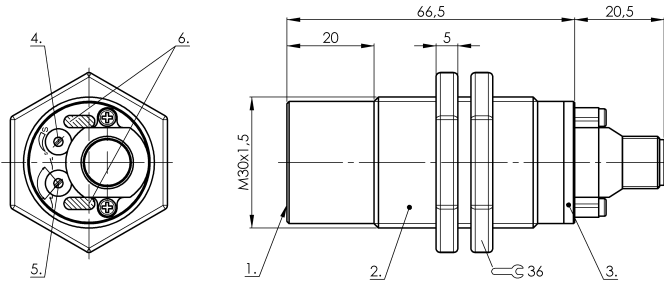
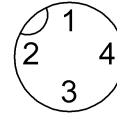


SK1-FSA-M30-NNBX-PBT-Y2

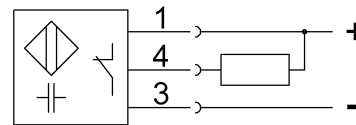
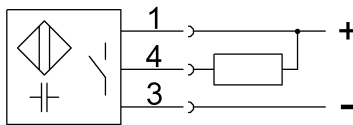
Ordercode: CS007Z



Connector view



Wiring Diagram



1) Sensing surface 2) Housing 3) Cover 4) Potentiometer 5) NO or NC selectable 6) LED function indicator



IND. CONT. EQ.
81U2
for use in the secondary of
a class 2 source of supply

Display/Operation

Function indicator	yes
Power indicator	yes

Electrical connection

Connection	M12x1-Connector, 4-pole, A-coded
Polarity reversal protected	yes
Short-circuit protection	yes

Electrical data

MTTF (40 °C)	221 a
Operating voltage U_b	10...35 VDC
Protected against miswiring	yes
Rated insulation voltage U_i	75 V DC
Rated operating current I_e DC	300 mA
Switching frequency	2 Hz
Utilization category	DC-13
Voltage drop static max.	1.8 V

Environmental conditions

Ambient temperature	-10...60 °C
Protection type IEC 60529	IP66 IP64 at connector output

Functional safety

Diagnostic coverage	0 %
Functional safety	no

General data

Approval/Conformity	CE cULus
Basic standard	IEC 60947-5-2
Scope of delivery	Nut (2x)
Sensitivity	media-dependent, adjustable
Series	Level sensor

Material

Cover material	PBT PE
Housing material	PBT
Material cover	PBTPE
Material sensing surface	PBT

Mechanical data

Dimension	undefined
Installation	non-flush
Size	M30x1.5
Tightening torque	4 Nm

Output/Interface

Switching output	NPN Normally open/Normally closed (NO/NC)
------------------	---

Range/Distance

Ripple max. (% of U_e)	10 %
---------------------------	------