

Harmony XALD, XALK plastic control stations

For Harmony XB5, control and signaling
units Ø 22

Life Is On

Schneider
Electric



Harmony

Discover **Harmony**

Advanced operator interface and industrial relays

Harmony operator interface and industrial relays enhance operational efficiency and equipment availability across industrial and building applications. **Harmony** includes intelligent connected products and edge terminals that visualize, gather and process data, enabling informed operator decisions

Explore our offer

- **Harmony Push Buttons and Switches**
- **Harmony HMI Operator Terminals, IPC and EdgeBox**
- **Harmony Signaling Devices**
- **Harmony Electrical Relays**
- **Harmony Safety**

Life Is On

Schneider
Electric

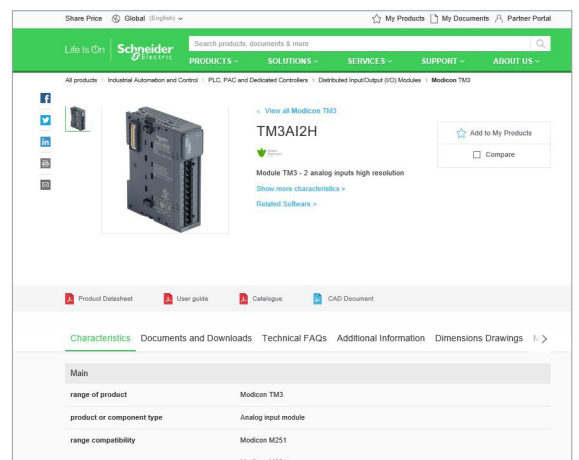
Quick access to product information

Get technical information about your product

References

Modicon TM3
I/O expansion modules for Modicon controllers
Analog I/O modules

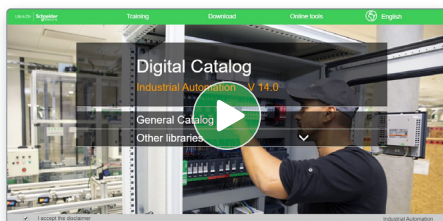
Number and type of channels	Input range	Resolution	Input format (internal (mA))	Reference	Weight (kg)
2 voltage/current inputs	-15...+15 VDC 0...20 mA A, 20 mA	16,000 or 10,000 1/2	0/5V 0/5V	TM3AI2H TM3AI2HG	0.110 0.200
4 voltage/current inputs	-15...+15 VDC 0...20 mA A, 20 mA	12,000 or 10,000 1/2	0/5V 0/5V	TM3AI4 TM3AI4G	0.100 0.200
4 voltage/current or temperature inputs (PT100, RTD, Ni100, Ni200, Ni500, Pt1000)	-15...+15 VDC 0...20 mA A, 20 mA	16,000 or 10,000 1/2	0/5V 0/5V	TM3AI4T TM3AI4TG	0.110 0.200
4 differential temperature inputs (Pt100, Ni100, Ni200, Ni500, Pt1000)	-15...+15 VDC 0...20 mA A, 20 mA	16,000 or 10,000 1/2	0/5V 0/5V	TM3AI4D TM3AI4DG	0.110 0.200
8 voltage/current	-15...+15 VDC	12,000 or 10,000 1/2	0/5V 0/5V	TM3AI8 TM3AI8G	0.110 0.200



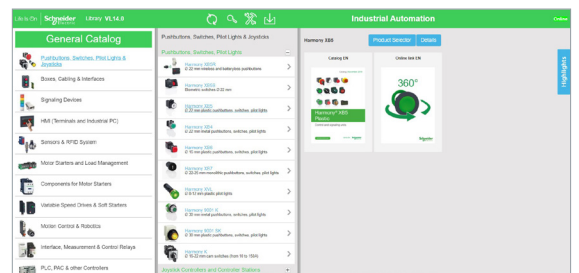
Each commercial reference presented in a catalog contains a hyperlink. Click on it to obtain the technical information of the product:

- Characteristics, Dimensions and drawings, Mounting and clearance, Connections and schemas, Performance curves
- Product image, Instruction sheet, User guide, Product certifications, End of life manual

Find your catalog



- > With just 3 clicks, you can access the Industrial Automation and Control catalogs, in both English and French
- > Consult digital automation catalogs at [Digi-Cat Online](https://www.digi-cat.com)

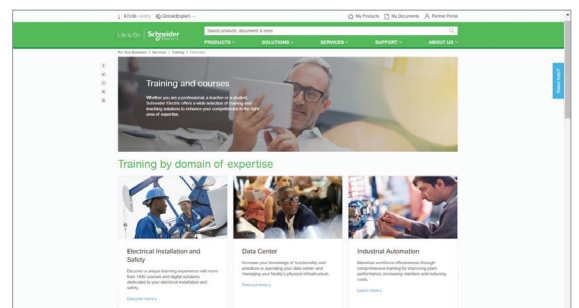


- Up-to-date catalogs
- Embedded product selectors, 360° pictures
- Optimized search by commercial references

Select your training



- > Find the right [Training](#) for your needs on our Global website
- > Locate the training center with the selector tool, using this [link](#)



Life Is On

Schneider Electric

General contents

Harmony XALD, XALK plastic control stations

Selection guide	page 2
■ Presentation	page 6
■ References	
□ Complete stations (Screw clamp terminal connections).....	page 8
□ Stations for customer assembly: empty enclosures	page 13
□ Stations for customer assembly: electrical blocks	page 14
□ Stations for customer assembly: heads	page 15
□ Stations for customer assembly: accessories	page 29
■ Product reference index	page 40

Type of applications	All applications	
Enclosures	Plastic	Glass-reinforced polyester
	Complete stations and separate components for customer assembly	Empty insulated enclosures



Main feature	Pre-drilled control stations		Pre-drilled or undrilled enclosures
Associated control and signaling units	Harmony XB5 with plastic bezel		Harmony XB7, monolithic, plastic Harmony XB4 with metal bezel Harmony XB5 with plastic bezel
Number of cut-outs for Ø 22 control and signaling units	1, 2, 3, 4 or 5	1, 2 or 3 (complete stations) 1, 2, 3, 4 or 5 (empty enclosures)	1, 2 or 3 1, 2, 4, 8 or 16
Material	Polycarbonate		ABS Glass-reinforced polyester
Color	Yellow lid Light gray base	Dark gray lid Light gray base	Light gray or yellow lid Light gray base Coloured gray throughout
Degree of protection	IP66, IP67, IP69, IP69K		IP54 IP65, IP69, IP69K
Function	Emergency Stop or Emergency switching off	Start or Stop Start-Stop with pilot light Motion control	According to equipment fitted: <input type="checkbox"/> Start or Stop <input type="checkbox"/> Start-Stop with pilot light <input type="checkbox"/> Motion control <input type="checkbox"/> Emergency stop
Cable entries	Knock-outs (CM12)		Knock-outs (ISO 20) Undrilled
Type references	XALK	XALD	XALE XAPA

All applications		Specific applications		
Metal	Metal front plate, insulated protective rear cover	Plastic	Metal	
Empty enclosures	Empty, flush mounting enclosures: front plate + rear cover	Control stations for severe environments	Lift inspection stations	Key operated control stations

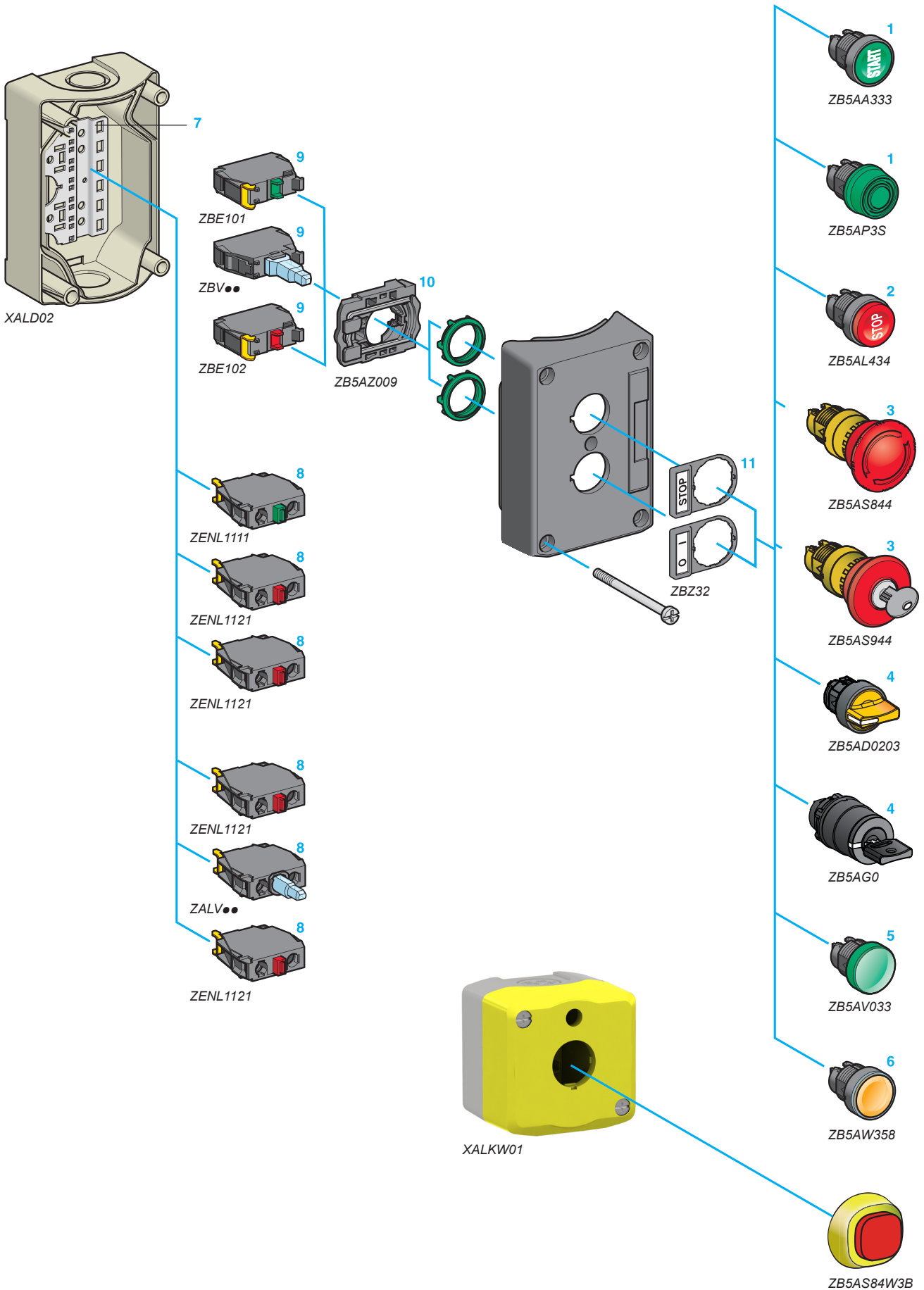


Pre-drilled enclosures	Pre-drilled or undrilled enclosures	Pre-drilled front plates & rear covers	Pre-drilled empty control stations	Pre-drilled empty enclosures or fitted stations	Fitted stations
Harmony XB4 with metal bezel Harmony XB5 with plastic bezel			Harmony XB5 with plastic bezel	Harmony XB5 or XB7 with plastic bezel	With key lock bezel
8, 16, 24, 30 or 40	1, 2, 3, 4, 6, 8 or 12	1, 2, 3, 4 or 5	1, 2, 3, 4 or 5	1, 2, 3, 4, 5 or 6 with or without power socket	–
Aluminium alloy or sheet steel	Zinc or aluminium alloy	Front plate: brushed aluminium Rear cover: polystyrene	Mineral reinforced polyamide	Polycarbonate	Zinc alloy
Blue lid and base	XAPM: Blue lid Blue base XAPJ: Yellow lid Blue base	Unpainted aluminium	Black lid Black base	Yellow lid Light gray base	Gray
IP54	IP65, IP69, IP69K		IP66, IP67, IP69, IP69K	IP44 (with power socket) IP55 or IP66 depending on model	IP54
According to equipment fitted: <input type="checkbox"/> Start or Stop <input type="checkbox"/> Start-Stop with pilot light <input type="checkbox"/> Motion control <input type="checkbox"/> Emergency stop					Start-Stop
<input type="checkbox"/> Tapped entries for cable-glands <input type="checkbox"/> or undrilled	Tapped entries for cable-glands	Knock-outs (with protective rear cover)	Two ISO 20 open entries	<input type="checkbox"/> Knock-outs (CM12) <input type="checkbox"/> or undrilled	Tapped for cable-glands
XB2SL	XAPM, XAPJ	XAPE	XALG	XALF	XAPS

Control stations and enclosures

Plastic control stations XALD and XALK

For Harmony® XB5 control and signaling units Ø 22



Control stations and enclosures

Plastic control stations XALD and XALK

For Harmony XB5 control and signaling units Ø 22

Presentation

Harmony® XALD and XALK control stations are available in two forms:

- Complete
- For customer assembly

These control stations use the plastic bezel pushbuttons, switches and pilot lights of the Harmony XB5 range, which offers a wide choice of circular and square types of head.

Complete pre-assembled stations

These are complete, ready to install, stations fitted with 1 to 3 buttons to cater for the most commonly encountered functions:

■ **Start or Stop**, with:

- 1 flush spring return pushbutton,
- 1 red, spring return, mushroom head pushbutton.

■ **Emergency stop or Emergency switching off**, with:

- 1 red, latching, mushroom head pushbutton **3**, either push-pull or turn to release, with or without key.

■ **Start-Stop**, with:

- 2 flush spring return pushbuttons,
- 1 flush spring return pushbutton **1** + 1 projecting spring return pushbutton **2**,
- 1 2-position selector switch **4** + 1 pilot light with integral red LED, if required.

■ **Two functions**, with:

- 2 flush spring return pushbuttons **1**.

■ **Three functions**, with:

- 3 flush spring return pushbuttons **1**,
- 2 flush spring return pushbuttons **1** + 1 projecting spring return pushbutton **2**,
- 2 flush spring return pushbuttons **1** + 1 red, latching, mushroom head pushbutton **3**.

These pushbuttons, switches and pilot lights comprise plastic heads from the Harmony XB5 range and electrical blocks (contact or light) **8** that are mounted in the back of the enclosure.

Presentation (Continued)

Stations for customer assemblies

These stations are for assembly by the user and offer a choice of 2 assembly methods:

■ Box method

Identical to the pre-assembled versions. The electrical blocks **8** are mounted on a metal mounting plate in the back of the enclosure **7**.

■ Station method

The electrical blocks **9** are mounted directly beneath the heads using a body/fixing collar **10**.

It is possible to assemble stations with 1 to 5 heads, each of which can be combined with 3 electrical blocks **8** or **9** (contact or light).

The XAL range offers a wide choice of head types for:

- Spring return pushbuttons **1** or **2**, either marked or unmarked
- Spring return mushroom head pushbuttons
- Latching mushroom head pushbuttons **3**
- Selector switches with standard or long handle and key switches **4**
- Toggle switches
- Pilot lights **5**
- Illuminated spring return pushbuttons **6**

Illuminated selector switches with standard handle **4**.

Accessories for heads

Markings can be customised by using legend holders **11** which can either be fitted with pre-marked legends or legends engraved by the user. Alternatively, paper legends or peel-off legends (supplied on sheet for marking by laser printer) can be used.

XALD-X_CP19045



Customized products

Presentation (Continued)

Customization

- Markings on pushbutton, illuminated pushbuttons, and pilot lights caps
- Markings on accessories, like legend plates and legend panels
- Color plated bezel pushbuttons
- Marking on control station

Material and colors

- **Start-Stop** control stations (**XALD**): light gray base "RAL 7035", dark gray lid "RAL 7016"
- Control stations with **Emergency stop** or **Emergency switching off** functions (**XALK**): light gray "RAL 7035" base, yellow "RAL 7021" lid
- Lid fixing screws and nut material: stainless steel type A4, AISI 316.

Environment

- Protection degree: IP66, IP69 (EN/IEC 60529) and IP69K (ISO20653) and UL/CSA Enclosure type 4, 4X and 13
- Mechanical shock protection level: up to IK08 (EN50102/IEC60068-2-75)
- High pressure cleaning resistance: 70 x 10⁵ Pa (70 bars), distance 0.1 m (temp. 55° C)
- Ambient air temperature for operation: - 40 to + 70° C
- Conformity to standards :
 - EN/IEC 60947-5-1, 60947-5-4 for **Start-Stop** control stations,
 - EN/IEC 60204-1 and EN/ISO 13850 for control stations with **Emergency stop** function,
 - IEC 60364-5-53 for control stations with **Emergency switching off** function
- Product certifications : UL Listed, CSA, GOST

Connection

- Knock-out entries for cable-gland (CM 12, Pg 13.5 and tapped ISO 20).
- Knock-outs for cable entry through rear.

Control stations and enclosures



Plastic control stations XALD and XALK

For Harmony XB5 control and signaling units Ø 22

Complete stations (screw clamp terminal connections)

Start or Stop function

■ Light gray "RAL 7035" base, dark gray "RAL 7016" lid

Description	Type of push	Dimensions (1) w x h x d mm/in.	Type of contact		Marking	Reference	Weight kg/lb
							

Marking on pushbutton

1 spring return pushbutton	Flush, green	68 x 68 x 62/ 2.68 x 2.68 x 2.44	1	-	I	XALD102 (2)	0.135/0.298
					Marche	XALD104 (2)	0.156/0.344
					Start	XALD103 (2)	0.156/0.344
	Flush, red	68 x 68 x 62/ 2.68 x 2.68 x 2.44	-	1	I	XALD102E	0.165/0.364
					Arrêt	XALD117	0.156/0.344
					Stop	XALD114 (2)	0.165/0.364
	Projecting, red	68 x 68 x 66.5/ 2.68 x 2.68 x 2.62	-	1	O	XALD112E	0.165/0.364
					Stop	XALD114E	0.165/0.364
					Arrêt	XALD115 (2)	0.157/0.346
					O	XALD118	0.157/0.346
					Stop	XALD116	0.157/0.346

Marking on legend holder and legend below head

1 spring return pushbutton	Flush, green	68 x 68 x 62/ 2.68 x 2.68 x 2.44	1	-	Marche	XALD101 (2)	0.157/0.346
					Start	XALD101H29 (2)	0.157/0.346
	Flush, red	68 x 68 x 62/ 2.68 x 2.68 x 2.44	-	1	Arrêt	XALD111	0.157/0.346
					Stop	XALD111H29 (2)	0.157/0.346
1 mushroom head pushbutton, Ø 40 mm/1.57 in., spring return	Red	68 x 68 x 86/ 2.68 x 2.68 x 3.39	-	1	Arrêt	XALD164 (2)	0.182/0.401
					Stop	XALD164H29H7	0.182/0.401

(1) Please see our website www.schneider-electric.com for more precised information about dimensions of components.

(2) Please add H7 for UL/CSA conformity, example: XALK102H7.



XALD102



XALD115



XALD101



XALD111



XALD164

Control stations and enclosures

Plastic control stations XALD and XALK

For Harmony XB5 control and signaling units Ø 22

Complete stations (screw clamp terminal connections)

Emergency stop and Emergency switching off functions conforming to EN/IEC 60204-1, 60364-5-53, EN/ISO 13850, and Machinery Directive 2006/42/EC

Emergency stop function: Mushroom head Emergency stop trigger action and mechanical latching pushbuttons conform to standards EN/IEC 60204-1 and EN/ISO 13850, to Machinery Directive 2006/42/EC and to standard EN/IEC 60947-5-5.





Emergency switching off function: Mushroom head switching off mechanical latching pushbuttons conform to standards IEC 60364-5-53 and EN/IEC 60947-5-5.

Please consult our Customer Care Centre for a full explanation of these standards and directives.

Emergency stop and Emergency switching off functions with trigger action and mechanical latching

■ Light gray "RAL 7035" base, yellow "RAL 1021" lid

■ Conformity to standards EN/IEC 60204-1, EN/ISO 13850 (1), EN/IEC 60947-5-5 and to Machinery directive 2006/42/CE (2)

Description	Dimensions (3) w x h x d mm/in.	Type of contact			Marking	Reference	Weight kg/lb
		NO	NC	NC MC(6)			
Unmarked							
 <p>1 mushroom head pushbutton, Ø 40 mm/1.57 in., red Turn to release</p> <p>XALK178●</p>	68 x 68 x 92.5/ 2.68 x 2.68 x 3.64	–	1	–	–	XALK178 (4)	0.194/0.428
		–	2	–	–	XALK178F (4)	0.194/0.428
		–	–	1	–	XALK1786 (4) (6)	0.197/0.434
		1	1	–	–	XALK178E (4)	0.194/0.428
		1	2	–	–	XALK178G (4)	0.194/0.428
 <p>1 mushroom head pushbutton, Ø 40 mm/1.57 in., red Key release (key no. 455)</p> <p>XALK188●</p>	68 x 68 x 114.5/ 2.68 x 2.68 x 4.51	–	1	–	–	XALK188 (4)	0.188/0.414
		–	2	–	–	XALK188F	0.188/0.414
		1	1	–	–	XALK188E (4)	0.188/0.414
		1	2	–	–	XALK188G	0.188/0.414
 <p>1 mushroom head pushbutton, Ø 40 mm/1.57 in., red Push-pull</p> <p>XALK198</p>	68 x 68 x 91.5/ 2.68 x 2.68 x 3.60	–	1	–	–	XALK198 (4)	0.193/0.425
		Marked					
 <p>1 mushroom head pushbutton, Ø 40 mm/1.57 in., red Turn to release</p> <p>XALK198</p>	68 x 68 x 92.5/ 2.68 x 2.68 x 3.64	–	1	–	NODSTOP	XALK178H26	0.194/0.428
		–	1	–	EMERGENCY STOP	XALK178H29 (4)	0.194/0.428
		–	1	–	NOT HALT	XALK178H44	0.194/0.428
		–	1	–	NODSTOPP	XALK178H49	0.194/0.428
		–	2	–	NODSTOP	XALK178FH26	0.194/0.428
		–	2	–	EMERGENCY STOP	XALK178FH29	0.194/0.428
		–	2	–	NOT HALT	XALK178FH44	0.194/0.428
		–	2	–	NODSTOPP	XALK178FH49	0.194/0.428
		1	2	–	ARRET D'URGENCE	XALK178GTHFR (5)	0.197/0.434
		1	2	–	NODSTOP	XALK178GTH26 (5)	0.197/0.434
		1	2	–	EMERGENCY STOP	XALK178GTH29 (5)	0.197/0.434
		1	2	–	NOT HALT	XALK178GTH44 (5)	0.197/0.434
		–	2	–	NODSTOP	XALK188GTH26 (5)	0.188/0.414

(1) Our Customer Care Centre may provide a control station type XALK1●8 with marking of the Emergency stop function and of the logo in conformity with the requests of EN/ISO 13850 standard, paragraph 4.4.6.

(2) Please consult our Customer Care Centre for full details of these standards and directives.

(3) Please see our website www.schneider-electric.com for more precised information about dimensions of components.

(4) Please add H7 for UL/CSA conformity, example: XALK178H7.

(5) T for direct head mounting on cover with ZB5AZ009 fixing base.

(6) NC contact block with monitoring dedicated for Emergency stop head only.

Control stations and enclosures

Plastic control stations XALD and XALK

For Harmony XB5 control and signaling units Ø 22

Complete stations (screw clamp terminal connections)

Emergency stop and Emergency switching off functions conforming to EN/IEC 60204-1, 60364-5-53, EN/ISO 13850, and Machinery Directive 2006/42/EC

Emergency stop function: Mushroom head Emergency stop trigger action and mechanical latching pushbuttons conform to standards EN/IEC 60204-1 and EN/ISO 13850, to Machinery Directive 2006/42/EC and to standard EN/IEC 60947-5-5.


Emergency switching off function: Mushroom head switching off mechanical latching pushbuttons conform to standards IEC 60364-5-53 and EN/IEC 60947-5-5.

Please consult our Customer Care Centre for a full explanation of these standards and directives.

Illuminated Emergency stop and Emergency switching off pushbuttons with trigger action and mechanical latching

■ Light gray "RAL 7035" base, yellow "RAL 1021" lid

■ Conformity to standards EN/IEC 60204-1, EN/ISO 13850 (1), EN/IEC 60947-5-5 and to Machinery directive 2006/42/CE (2)



XALK84W3BE



XALK178W3B140E

Description	Type of reset	Signalling type	Type of contact		Supply voltage	Reference	Weight kg/lb
			NO	NC			
Complete control station for Ø 22 mm/ 0.866 in. XB5 Emergency stop and Emergency switching off pushbuttons	Turn to release	Fixed white + fixed red, bi-color	1	1	24 V ~	XALK84W3BE	0.182/0.401
			1	2	24 V ~	XALK84W3BG	0.182/0.401
	Fixed, red	Fixed, red	1	1	230 V ~	XALK84W2ME	0.182/0.401
			1	2	230 V ~	XALK84W2MG	0.182/0.401
			1	1	24V ~	XALK178W3B140E	0.180/0.397
			1	2	24V ~	XALK178W3B140G	0.180/0.397

(1) For compliance with EN/ISO 13850 standard, paragraph 4.4.6 Emergency Stop function logo has been added.

(2) Please consult our Customer Care Centre for full details of these standards and directives.

Control stations and enclosures



Plastic control stations XALD and XALK

For Harmony XB5 control and signaling units Ø 22

Complete stations (screw clamp terminal connections)

Start-Stop function

■ Light gray "RAL 7035" base, yellow "RAL 1021" lid

Description	Dimensions (3) w x h x d mm/in.	Type of contact		Marking	Reference	Weight kg/lb
						
		NO	NC			

Marking on pushbutton (2)

2 spring return pushbuttons: - 1 flush, green - 1 flush, red	68 x 106 x 62/ 2.68 x 4.17 x 2.44	1	–	I O	XALD213 (3)	0.233/0.514
		–	1	Marche Arrêt Start Stop	XALD224 (3)	0.233/0.514
		1	1	I O	XALD213E	0.252/0.556

2 spring return pushbuttons: - 1 flush, green - 1 projecting, red	68 x 106 x 66.5/ 2.68 x 4.17 x 2.62	1	–	I O	XALD214	0.234/0.516
		–	1	Start Stop	XALD225 (3)	0.234/0.516

Marking on legend holder and legend below head



2 spring return pushbuttons: - 1 flush, green - 1 projecting, red	68 x 106 x 62/ 2.68 x 4.17 x 2.44	1	–	Marche Arrêt	XALD211 (3)	0.233/0.514
		–	1	Start Stop	XALD211H29 (3)	0.233/0.514

2 spring return pushbuttons, - 1 flush, green - 1 flush, red	68 x 106 x 62/ 2.68 x 4.17 x 2.44	1	–	Ouverture Fermeture	XALD241	0.233/0.514
		1	–			

1 selector switch with standard handle 2-position stay put	68 x 106 x 80/ 2.68 x 4.17 x 3.15	1	–	O-I	XALD134 (3)	0.163/0.359
		1	–	Arrêt-Marche	XALD132 (3)	0.163/0.359
				Start Stop	XALD133H7	0.163/0.359

1 key switch (key no. 455), key withdrawal from left-hand position	68 x 106 x 105.5/ 2.68 x 4.17 x 4.15	1	–	O-I	XALD144 (3)	0.187/0.412
				Arrêt-Marche	XALD142	0.196/0.432

		1	1	O-I	XALD144E (3)	0.196/0.432
--	--	---	---	-----	------------------------------	-------------

Description	Dimensions (3) w x h x d mm/in.	Type of contact		Marking	Pilot light supply V	Reference	Weight kg/lb
							
		NO	NC				

With pilot light and marking on pushbutton (2)

2 spring return pushbuttons and 1 pilot light with integral red LED	68 x 136 x 64.5/ 2.68 x 5.35 x .54	1	–	I	24 ~	XALD363B	0.261/0.575
		–	1	O	120 ~	XALD363G (3)	0.261/0.575
					230 ~	XALD363M	0.261/0.575

Protected
LED

With pilot light and marking on legend holder and legend below head

2 spring return pushbuttons and 1 pilot light with integral red LED	68 x 136 x 64.5/ 2.68 x 5.35 x .54	1	–	Marche	24 ~	XALD361B	0.261/0.575
		–	1	Arrêt	230 ~	XALD361M (3)	0.261/0.575

Protected
LED

(1) Please see our website www.schneider-electric.com for more precised information about dimensions of components.

(2) Push supplied with cap not clipped-in, allowing orientation through 90° in 360° steps.

(3) Please add H7 for UL/CSA conformity, example: XALD213H7.



XALD224



XALD211H29



XALD134



XALD144



XALD363B

Control stations and enclosures



Plastic control stations XALD and XALK

For Harmony XB5 control and signaling units Ø 22

Complete stations (screw clamp terminal connections)



Two function

■ Light gray "RAL 7035" base, yellow "RAL 1021" lid

Description	Dimensions (1) w x h x d mm/in.	Type of contact		Marking	Reference	Weight kg/lb
						
2 spring return pushbuttons: - 1 flush, white - 1 flush, black	68 x 106 x 62/ 2.68 x 4.17 x 2.44	1	–	↑	XALD222 (4)	0.233/0.514
		1	–	↓		
		1	1	↔		
		1	1	↑	XALD222E	0.233/0.514
		1	1	↓		

Three function

■ Light gray "RAL 7035" base, yellow "RAL 1021" lid

Description	Dimensions (1) w x h x d mm/in.	Type of contact		Marking	Reference	Weight kg/lb
						
3 spring return pushbuttons: - 1 flush, green - 1 flush, red - 1 flush, green	68 x 136 x 62/ 2.68 x .35 x 2.44	1	–	I	XALD339 (4)	0.298/0.657
		–	1	O		
		1	–	II		
3 spring return pushbuttons: - 1 flush, white - 1 flush, red - 1 flush, black	68 x 136 x 62/ 2.68 x .35 x 2.44	1	–	↑	XALD324 (4)	0.298/0.657
		–	1	O		
		1	–	↓		
		1	1	↑	XALD326 (4)	0.298/0.657
		1	1	↓		
		1	1	↔	XALD334 (4)	0.298/0.657
		1	1	↑	XALD324E	0.317/0.699
		1	1	O		
		1	1	↓		
3 spring return pushbuttons: - 1 flush, white - 1 projecting, red - 1 flush, black	68 x 136 x 62/ 2.68 x .35 x 2.44	1	–	↑	XALD325	0.299/0.659
		–	1	O		
		1	–	↓		
2 spring return + 1 mushroom head pushbuttons: - 1 flush, white - 1 mushroom head, red (3) - 1 flush, black	68 x 136 x 87.5/ 2.68 x .35 x 3.44	1	–	↑	XALD328 (4)	0.317/0.699
		–	1	O		
		1	–	↓		
3 spring return pushbuttons: - 1 flush, green - 1 flush, red - 1 flush, green	68 x 136 x 62/ 2.68 x .35 x 2.44	1	–	Avant	XALD311 (4)	0.299/0.659
		–	1	Arrêt		
		1	–	Arrière		
				FORWARD	XALD311H29H7	0.299/0.659
				STOP		
				REVERSE		
				Montée	XALD321	0.299/0.659
				Arrêt		
				Descente		
				UP	XALD321H29H7	0.299/0.659
				STOP		
				DOWN		

(1) Please see our website www.schneider-electric.com for more precised information about dimensions of components.

(2) Push supplied with cap not clipped-in, allowing orientation through 90° in 360° steps.

(3) Standard turn to release, latching, Ø 30 mm/1.181 in.

(4) Please add H7 for UL/CSA conformity, example: XALD22H7.



XALD222



XALD339



XALD334

Control stations and enclosures

Plastic control stations XALD and XALK

For Harmony XB5 control and signaling units Ø 22

Stations for customer assembly: empty enclosures



XALD02



XALK01H29

Empty control stations with metal mounting plate in the back of enclosure

Description	Text and logo	Dimensions (1) w x h x d mm/in.	Number of cut-outs	Reference	Weight kg/lb
Light gray "RAL 7035" base Dark gray "RAL 7016" lid	Without	68 x 68 x 53/ 2.68 x 2.68 x 2.09	1	XALD01 (6)	0.136/0.300
		68 x 106 x 53/ 2.68 x 4.17 x 2.09	2	XALD02 (6)	0.193/0.425
		68 x 136 x 53/ 2.68 x 5.35 x 2.09	3	XALD03 (6)	0.238/0.525
		68 x 166 x 53/ 2.68 x 6.54 x 2.09	4	XALD04 (6)	0.278/0.613
		68 x 196 x 53/ 2.68 x 7.72 x 2.09	5	XALD05 (6)	0.322/0.710
Light gray "RAL 7035" base Yellow "RAL 1021" lid For Emergency stop function (7)	Without	68 x 68 x 53/ 2.68 x 2.68 x 2.09	1	XALK01 (5) (6)	0.136/0.300
		68 x 106 x 53/ 2.68 x 4.17 x 2.09	2	XALK02	0.193/0.425
		68 x 136 x 53/ 2.68 x 5.35 x 2.09	3	XALK03 (5)	0.238/0.525
		68 x 166 x 53/ 2.68 x 6.54 x 2.09	4	XALK04	0.278/0.613
		68 x 196 x 53/ 2.68 x 7.72 x 2.09	5	XALK05	0.322/0.710
	With text "ARRET D'URGENCE" (2) and logo (3)	68 x 68 x 53/ 2.68 x 2.68 x 2.09	1	XALK01HFR	0.136/0.300
	With text "EMERGENCY STOP" (2) and logo (3)	68 x 68 x 53/ 2.68 x 2.68 x 2.09	1	XALK01H29	0.136/0.300
	With text "NOT HALT" (2) and logo (3)	68 x 68 x 53/ 2.68 x 2.68 x 2.09	1	XALK01H44	0.136/0.300

CSA + UL certified (4)


Light gray "RAL 7035" base Dark gray "RAL 7016" lid	Without	68 x 68 x 53/ 2.68 x 2.68 x 2.09	1	XALD01H7	0.136/0.300
		68 x 106 x 53/ 2.68 x 4.17 x 2.09	2	XALD02H7	0.205/0.425
		68 x 136 x 53/ 2.68 x 5.35 x 2.09	3	XALD03H7	0.238/0.525
		68 x 136 x 53/ 2.68 x 5.35 x 2.09	3	XALD04H7	0.238/0.525
		68 x 136 x 53/ 2.68 x 5.35 x 2.09	3	XALD05H7	0.238/0.525

Empty control stations with direct head mounting on cover with ZB5AZ009 fixing base

Light gray "RAL 7035" base Yellow "RAL 1021" lid For Emergency stop function	Without	68 x 68 x 53/ 2.68 x 2.68 x 2.09	1	XALK01T	0.136/0.300
	With text "ARRET D'URGENCE" (2) and logo (3)	68 x 68 x 53/ 2.68 x 2.68 x 2.09	1	XALK01THFR	0.136/0.300
	With text "NODSTOP" (2) and logo (3)	68 x 68 x 53/ 2.68 x 2.68 x 2.09	1	XALK01TH26	0.136/0.300
	With text "EMERGENCY STOP" (2) and logo (3)	68 x 68 x 53/ 2.68 x 2.68 x 2.09	1	XALK01TH29	0.136/0.300

(1) Please see our website www.schneider-electric.com for more precised information about dimensions of components.

(2) For supply of the text in an other language, please consult our Customer Care Centre.

(3) For complying with ISO 13850 standard, paragraph 4.4.6., Emergency Stop function logo  has been added.

(4) Volt-free commoning/earth terminal included.

(5) Please add H7 for UL/CSA conformity, example: XALD01H7.

(6) To add customized markings on these references through web customization tool, see page 7.

(7) Red color pushbutton must be used only for Emergency stop function with XALK yellow background.

Control stations and enclosures

Plastic control stations XALD and XALK

For Harmony XB5 control and signaling units Ø 22

Stations for customer assembly: electrical blocks

Electrical blocks and accessories for mounting in back of enclosure					
Description	Supply Voltage	Color	Sold in lots of	Unit reference	Weight kg/lb
Electrical blocks with screw clamp terminal connections					
Standard contact blocks (1)	NO contact	–	5	ZENL1111	0.015/0.033
	NC contact	–	5	ZENL1121	0.015/0.033
Light blocks with integral LED (1)	24 V ~	White	5	ZALVB1	0.015/0.033
		Green	5	ZALVB3	0.015/0.033
		Red	5	ZALVB4	0.015/0.033
		Yellow	5	ZALVB5	0.015/0.033
		Blue	5	ZALVB6	0.015/0.033
		110...120 V ~	White	5	ZALVG1
	Green	5	ZALVG3	0.015/0.033	
	Red	5	ZALVG4	0.015/0.033	
	Yellow	5	ZALVG5	0.015/0.033	
	Blue	5	ZALVG6	0.015/0.033	
	230...240 V ~	White	5	ZALVM1	0.015/0.033
		Green	5	ZALVM3	0.015/0.033
		Red	5	ZALVM4	0.015/0.033
		Yellow	5	ZALVM5	0.015/0.033
		Blue	5	ZALVM6	0.015/0.033



Electrical blocks and accessories for mounting on cover with ZB5AZ009 fixing base					
Description	Supply Voltage	Color	Sold in lots of	Unit reference	Weight kg/lb
Electrical blocks with screw clamp terminal connections					
Standard contact blocks	NO contact	–	5	ZBE101	0.016/0.035
	NC contact	–	5	ZBE102	0.016/0.035
Light blocks with integral LED	24 V ~	White	5	ZBVB1	0.016/0.035
		Green	5	ZBVB3	0.016/0.035
		Red	5	ZBVB4	0.016/0.035
		Orange	5	ZBVB5	0.016/0.035
		Yellow	5	ZBVB8	0.016/0.035
		Blue	5	ZBVB6	0.016/0.035
	110...120 V ~	White	5	ZBVG1	0.016/0.035
		Green	5	ZBVG3	0.016/0.035
		Red	5	ZBVG4	0.016/0.035
		Orange	5	ZBVG5	0.016/0.035
		Yellow	5	ZBVG8	0.016/0.035
		Blue	5	ZBVG6	0.016/0.035
	230...240 V ~	White	5	ZBVM1	0.016/0.035
		Green	5	ZBVM3	0.016/0.035
		Red	5	ZBVM4	0.016/0.035
		Orange	5	ZBVM5	0.016/0.035
		Yellow	5	ZBVM8	0.016/0.035
		Blue	5	ZBVM6	0.016/0.035



Description	For use with	Supply voltage V	Level of protection	Sold in lots of	Unit reference	Weight kg/lb
Electrical blocks with screw clamp terminal connections						
LED suppressors for high powers (≥ 30 VA)	Electrical light blocks with integral LED	120 V ~	25...120 VA	–	ZBZVG	0.010/0.022
		230 V ~	30...230 VA	–	ZBZVM	0.010/0.022
Body/fixing collar Sold in lots of 10	Electrical blocks (contact or light)	–	–	10	ZB5AZ009	0.006/0.013

(1) A maximum of 3 electrical blocks can be fitted per associated head.

(2) For electrical blocks for printed circuit board connection: please consult our Customer Care Centre.


Control stations and enclosures

Plastic control stations XALD and XALK

For Harmony XB5 control and signaling units Ø 22

Stations for customer assembly: heads

Heads and mounting base for potentiometer (1) (2)

Shape of head	Description	For use with	Reference		Weight kg/lb
			For black bezel	For gray bezel (3)	
	For potentiometer with shaft length 45 to 50 mm/ 1.772 to 1.968 in.	Ø 6 mm/ 0.236 in. shaft	ZB5AD912	ZB5AD912C0	0.032/0.071
		Ø 6.35 mm/ 0.250 in. shaft	ZB5AD922	ZB5AD922C0	0.032/0.071

Timers

Description	Output type	Supply voltage V	Time delay type	Time delay range	Reference	Weight kg/lb	
Panel-mounted timer function with status LED and 1 static output in 22.5 mm/0.886 in. hole	1 static output	24 $\overline{\text{---}}$	Type A (delay on energization)	0.5...10 s	XB5DTB22	0.027/0.060	
				3...60 s	XB5DTB23	0.027/0.060	
				0.5...10 min	XB5DTB24	0.027/0.060	
			3...60 min	XB5DTB25	0.027/0.060		
			100...240 $\overline{\sim}$ - 50/60 Hz	Type A (delay on energization)	0.5...10 s	XB5DTGM2	0.027/0.060
					3...60 s	XB5DTGM3	0.027/0.060
	0.5...10 min	XB5DTGM4			0.027/0.060		
				3...60 min	XB5DTGM5	0.027/0.060	

Hour counters

Description	Supply voltage V	Reference	Weight kg/lb
Indication 0...9999.9	12...24 $\overline{\sim}$ - 50 or 60 Hz	XB5DSB	0.045/0.099
	120 $\overline{\sim}$ - 60 Hz	XB5DSG	0.045/0.099
	230...240 $\overline{\sim}$ - 50 Hz	XB5DSM	0.045/0.099

Annunciators (IP66, IP67, and IP69)

Characteristics	Supply voltage V	Color	Reference	Weight kg/lb
Continuous or intermittent non-illuminated buzzer - 90dB, 6.8kHz (connection diagram: see Schneider Electric website, Harmony XB5 page)	24 $\overline{\sim}$ - 50 or 60 Hz	-	XB5KSB	0.024/0.053
	110...120 V $\overline{\sim}$ - 50 or 60 Hz	-	XB5KSG	0.024/0.053
	230...240 $\overline{\sim}$ - 50 or 60 Hz	-	XB5KSM	0.024/0.053
Continuous or intermittent illuminated buzzer - 90dB, 6.8kHz	24 $\overline{\sim}$ - 50 or 60 Hz	Red	XB5KS2B4	0.024/0.053
	110...120 V $\overline{\sim}$ - 50 or 60 Hz	Red	XB5KS2G4	0.024/0.053
	230...240 $\overline{\sim}$ - 50 or 60 Hz	Red	XB5KS2M4	0.024/0.053
	24 $\overline{\sim}$ - 50 or 60 Hz	Yellow	XB5KS2B8	0.024/0.053
	110...120 V $\overline{\sim}$ - 50 or 60 Hz	Yellow	XB5KS2G8	0.024/0.053
	230...240 $\overline{\sim}$ - 50 or 60 Hz	Yellow	XB5KS2M8	0.024/0.053

USB and RJ45 ports

Description	Interface type	Connection type	Degree of protection	Reference	Weight kg/lb
Panel-mounted USB and RJ45 ports in 22.5 mm/0.886 in. hole with notch	USB interface, jack type A	USB port 3.0 A-A	IP20	XB5PUSB3	0.017/0.037
			IP65, IP67, IP69K with protection cover (4)		
	Ethernet interface, RJ45 jack	RJ45 port Cat. 6	IP20	XB5PRJ45	0.027/0.060
			IP65, IP67, IP69K with protection cover (4)		

(1) Potentiometer not included.

(2) For white color plated bezel replace C0 with C1, and for other color plated bezels using the web customization tool, see page 7.

(3) To add customized markings on these references using web customization tool, see page 7.

(4) For protection covers, refer to the product instruction sheet of ZBSP1, ZBSP2, and ZBSP3 on www.schneider-electric.com.



XB5DTB22



XB5DSB



XB5KS2B4



XB5PUSB3



XB5PRJ45

Control stations and enclosures

Plastic control stations XALD and XALK
For Harmony XB5 control and signaling units Ø 22
Stations for customer assembly: heads



ZB5AA0



ZB5AA5



ZB5AP2S



ZB5AL3



ZB5CA2



ZB5CA5

Heads for spring return pushbuttons - unmarked

Shape of head	Type of push	Color of cap	Reference		Weight kg/lb
			For black bezel	For gray bezel (4)(5)	
	Without cap (1)	–	ZB5AA0	–	0.022/0.049
	Flush, with set of 6 colored caps	6 colors (2)	ZB5AA9	–	0.027/0.060
	Flush	White	ZB5AA1	ZB5AA1C0	0.018/0.040
		Black	ZB5AA2	ZB5AA2C0	0.018/0.040
		Green	ZB5AA3	ZB5AA3C0	0.018/0.040
		Red	ZB5AA4	ZB5AA4C0	0.018/0.040
		Yellow	ZB5AA5	ZB5AA5C0	0.018/0.040
		Blue	ZB5AA6	ZB5AA6C0	0.018/0.040
		Gray	ZB5AA8	ZB5AA8C0	0.018/0.040
	Flush with transparent cap, for insertion of legend (3)	White	ZB5AA18	ZB5AA18C0	0.018/0.040
Green		ZB5AA38	ZB5AA38C0	0.018/0.040	
Red		ZB5AA48	ZB5AA48C0	0.018/0.040	
Yellow		ZB5AA58	ZB5AA58C0	0.018/0.040	
Booted (colored silicone) Can be replaced without dismantling the head	White	ZB5AP1S	–	0.014/0.031	
	Black	ZB5AP2S	–	0.014/0.031	
	Green	ZB5AP3S	–	0.014/0.031	
	Red	ZB5AP4S	–	0.014/0.031	
	Yellow	ZB5AP5S	–	0.014/0.031	
	Blue	ZB5AP6S	–	0.014/0.031	
Projecting	White	ZB5AL1	ZB5AL1C0	0.019/0.042	
	Black	ZB5AL2	ZB5AL2C0	0.019/0.042	
	Green	ZB5AL3	ZB5AL3C0	0.019/0.042	
	Red	ZB5AL4	ZB5AL4C0	0.019/0.042	
	Yellow	ZB5AL5	ZB5AL5C0	0.019/0.042	
	Blue	ZB5AL6	ZB5AL6C0	0.019/0.042	
Flush (high guard)	White	ZB5AA14	ZB5AA14C0	0.020/0.044	
	Black	ZB5AA24	ZB5AA24C0	0.020/0.044	
	Green	ZB5AA34	ZB5AA34C0	0.020/0.044	
	Red	ZB5AA44	ZB5AA44C0	0.020/0.044	
	Yellow	ZB5AA54	ZB5AA54C0	0.020/0.044	
	Blue	ZB5AA64	ZB5AA64C0	0.020/0.044	
Recessed (high guard)	White	ZB5AA16	ZB5AA16C0	0.019/0.042	
	Black	ZB5AA26	ZB5AA26C0	0.019/0.042	
	Green	ZB5AA36	ZB5AA36C0	0.019/0.042	
	Red	ZB5AA46	ZB5AA46C0	0.019/0.042	
	Yellow	ZB5AA56	ZB5AA56C0	0.019/0.042	
	Blue	ZB5AA66	ZB5AA66C0	0.019/0.042	
	Flush	White	ZB5CA1	–	0.019/0.042
		Black	ZB5CA2	–	0.019/0.042
		Green	ZB5CA3	–	0.019/0.042
		Red	ZB5CA4	–	0.019/0.042
		Yellow	ZB5CA5	–	0.019/0.042
		Blue	ZB5CA6	–	0.019/0.042
	Projecting	White	ZB5CL1	–	0.021/0.046
		Black	ZB5CL2	–	0.021/0.046
		Green	ZB5CL3	–	0.021/0.046
		Red	ZB5CL4	–	0.021/0.046
		Yellow	ZB5CL5	–	0.021/0.046
		Blue	ZB5CL6	–	0.021/0.046

(1) Cap to be ordered separately, see page 37.

(2) Head supplied with 6 different colored caps (white, black, green, red, yellow, blue).

(3) For legend ordering information, see page 32.

(4) For white color plated bezel replace C0 with C1, and for other color plated bezels using the web customization tool, see page 7.

(5) To add customized markings on these references using the web customization tool, see page 7.



ZB5AA331



ZB5AA432



ZB5AL232



ZB5AC24



ZB5AC2

Heads for spring return pushbuttons - marked

Shape of head	Type of push	Marking		Color of cap	Reference		Weight kg/lb
		Text	Color		For black bezel	For gray bezel (2)/(3)	
	Flush (1)	I	White	Green	ZB5AA331	ZB5AA331C0	0.018/0.040
			Black	White	ZB5AA131	ZB5AA131C0	0.018/0.040
		II	White	Green	ZB5AA336	–	0.018/0.040
			Black	White	ZB5AA136	–	0.018/0.040
		START	White	Green	ZB5AA333	ZB5AA333C0	0.018/0.040
			Black	White	ZB5AA133	–	0.018/0.040
		ON	White	Green	ZB5AA341	–	0.018/0.040
			Black	White	ZB5AA141	–	0.018/0.040
		MARCHE	White	Green	ZB5AA342	–	0.018/0.040
			Black	White	ZB5AA142	–	0.018/0.040
			White	Black	ZB5AA245	–	0.018/0.040
			Black	White	ZB5AA145	–	0.018/0.040
		O	White	Red	ZB5AA432	ZB5AA432C0	0.018/0.040
			Black	White	ZB5AA232	–	0.018/0.040
		ARRET	White	Red	ZB5AA433	–	0.018/0.040
			Black	White	ZB5AA233	–	0.018/0.040
		STOP	White	Red	ZB5AA434	ZB5AA434C0	0.018/0.040
			Black	White	ZB5AA234	–	0.018/0.040
		OFF	White	Red	ZB5AA435	–	0.018/0.040
			Black	White	ZB5AA235	–	0.018/0.040
UP	Black	White	ZB5AA343	–	0.018/0.040		
	White	Black	ZB5AA344	–	0.018/0.040		
↓	White	Black	ZB5AA335	ZB5AA334C0	0.018/0.040		
	Black	White	ZB5AA334	ZB5AA335C0	0.018/0.040		
	Projecting (1)	O	White	Red	ZB5AL432	ZB5AL432C0	0.019/0.042
			Black	White	ZB5AL232	–	0.019/0.042
		ARRET	White	Red	ZB5AL433	–	0.019/0.042
			Black	White	ZB5AL233	–	0.019/0.042
		STOP	White	Red	ZB5AL434	–	0.019/0.042
			Black	White	ZB5AL234	–	0.019/0.042
		OFF	White	Red	ZB5AL435	–	0.019/0.042
			Black	White	ZB5AL235	–	0.019/0.042
	Flush (1)	I	White	Green	ZB5CA331	–	0.019/0.042
			Black	White	ZB5CA131	–	0.019/0.042
		O	White	Red	ZB5CA432	–	0.019/0.042
			Black	White	ZB5CA232	–	0.019/0.042
		+	White	Black	ZB5CA2934	–	0.019/0.042
			Black	White	ZB5CA1934	–	0.019/0.042
↓	White	Black	ZB5CA2912	–	0.019/0.042		
R	White	Blue	ZB5CA6939	–	0.019/0.042		

Mushroom heads for spring return pushbuttons

Shape of head Type of push	Diameter of push mm/in.	Color of push	Reference	Weight kg/lb
	30/1.181	Black	ZB5AC24	0.027/0.060
		Green	ZB5AC34	0.027/0.060
		Red	ZB5AC44	0.027/0.060
		Yellow	ZB5AC54	0.027/0.060
		Blue	ZB5AC64	0.027/0.060
		Black	ZB5AC2	0.046/0.101
	40/1.575	Green	ZB5AC3	0.046/0.101
		Red	ZB5AC4	0.046/0.101
		Yellow	ZB5AC5	0.046/0.101
		Blue	ZB5AC6	0.046/0.101

(1) Push supplied with cap not clipped-in, allowing orientation through 90° in 360° steps.

(2) For white color plated bezel replace C0 with C1, and for other color plated bezels using the web customization tool, see page 7.

(3) To add customized markings on these references using the web customization tool, see page 7.

Control stations and enclosures

Plastic control stations XALD and XALK
 For Harmony XB5 control and signaling units Ø 22
 Stations for customer assembly: heads



ZB5AT2



ZB5AS62



ZB5AS72



ZB5AW733



ZBZ48

Mushroom head pushbuttons (1) (2)

Shape of head	Type of reset	Push		Reference	Weight kg/lb
		Diameter Ø mm/in.	Color		
Heads only					
	Push-pull	30/1.181	Black	ZB5AT24	0.044/0.097
		40/1.575	Black	ZB5AT2	0.049/0.108
		60/2.362	Black	ZB5AX2	0.067/0.148
	Turn to release	30/1.181	Black	ZB5AS42	0.040/0.088
		40/1.575	Black	ZB5AS52	0.044/0.097
		40/1.575	Yellow	ZB5AS55	0.044/0.097
		60/2.362	Black	ZB5AS62	0.064/0.141
	Key release (key no. 455) (2 keys included with head) (3) (4)	30/1.181	Black	ZB5AS72	0.040/0.088
		40/1.575	Black	ZB5AS12	0.044/0.097
		60/2.362	Black	ZB5AS22	0.064/0.141

Illuminated mushroom head pushbuttons (2)

Shape of head	Type of reset	Push		Reference	Weight kg/lb
		Diameter Ø mm/in.	Color		
	Turn to release	40/1.575	White	ZB5AW713	0.022/0.049
			Green	ZB5AW733	0.022/0.049
			Orange	ZB5AW753	0.022/0.049
			Blue	ZB5AW763	0.022/0.049

Bellows for harsh environment

For use in	Material	Color	Sold in lots of	Reference	Weight kg/lb
Environment subject to humidity, dust, high pressure cleaning, etc.	Silicone	Red	2	ZBZ48	0.009/0.020

(1) These pushbuttons and heads cannot be used for an Emergency stop function. Therefore, it is recommended that a legend with a black or white background is used.

(2) Recommended maximum number of contacts constituting the body (fixing collar and contact) associated with the head, see Harmony XB5 catalog, page 22.

(3) For specific keys, please contact our Customer Care Center.

(4) The symbol indicates key withdrawal position(s).

Control stations and enclosures

Plastic control stations XALD and XALK

For Harmony XB5 control and signaling units Ø 22


Emergency stop and Emergency switching off heads and circular yellow legends

Emergency stop and Emergency switching off functions conforming to EN/IEC 60204-1, 60364-5-53, EN/ISO 13850, and Machinery Directive 2006/42/EC


Emergency stop function: Mushroom head Emergency stop trigger action and mechanical latching pushbuttons conform to standards EN/IEC 60204-1 and EN/ISO 13850, Machinery Directive 2006/42/EC, and standard EN/IEC 60947-5-5.

Emergency switching off function: Mushroom head switching off mechanical latching pushbuttons conform to standards IEC 60364-5-53 and EN/IEC 60947-5-5.


Please contact our Customer Care Center for an explanation of these standards and directives.



ZB5AT84




ZB5AS844



ZB5AS834



ZB5AS934



ZBY9121



ZBY9420



ZBY9W2B330

Emergency stop and switching off pushbuttons with trigger action and mechanical latching (1) (2)

Screw clamp terminal connections (Schneider Electric anti-loosening system)

Shape of head	Type of reset	Push		Reference	Weight kg/lb
		Diameter Ø mm/in.	Color		
Heads only					
	Push-pull	30/1.181	Red	ZB5AT844	0.049/0.108
		40/1.575	Red	ZB5AT84	0.049/0.108
		60/2.362	Red	ZB5AX84	0.067/0.148
	Turn to release	30/1.181	Red	ZB5AS834	0.042/0.002
		40/1.575	Red	ZB5AS844	0.046/0.002
		60/2.362	Red	ZB5AS934	0.068/0.003
	Key release (key no. 455) (2 keys included with head) (4)(3)	30/1.181	Red	ZB5AS934	0.068/0.003
		40/1.575	Red	ZB5AS944	0.071/0.003
		60/2.362	Red	ZB5AS964	0.092/0.004
	Key release (key no. 4A185) (4)	40/1.575	Red	ZB5AS944D	0.071/0.003

Circular yellow legends for Emergency stop (5)

Description	Marking	Color	Sold in lots of	Reference	Weight kg/lb
Ø 60 mm/2.362 in. legend for Emergency stop function	–	Yellow	5	ZBY9121	0.007/0.015
	EMERGENCY STOP	Yellow	5	ZBY9320	0.007/0.015
	ARRET D'URGENCE	Yellow	5	ZBY9120	0.007/0.015
	NOT HALT	Yellow	5	ZBY9220	0.007/0.015
	PARADA DE EMERGENCIA	Yellow	5	ZBY9420	0.007/0.015
	ARRESTO DI EMERGENZA	Yellow	5	ZBY9620	0.007/0.015

Illuminated rings for Emergency stop (5) (6)

Description	Marking	Marking	Signaling	Color	Sold in lots of	Reference	Weight kg/lb
Ø 60 mm/2.362 in. illuminated ring for Emergency stop	EMERGENCY STOP	Fixed, red 24 V ~		Yellow	1	ZBY9W2B330	0.031/0.068
	ARRET D'URGENCE	Fixed, red 24 V ~		Yellow	1	ZBY9W2B130	0.031/0.068
	NOT HALT	Fixed, red 24 V ~		Yellow	1	ZBY9W2B230	0.031/0.068

(1) For recommended maximum number of contacts constituting the body (fixing collar and contact) associated with the head, see Harmony XB5 catalog, page 22

(2) It is recommended that a legend or yellow background is used.

(3) The symbol indicates key withdrawal position(s).

(4) For specific keys, please contact our Customer Care Center.

(5) For compliance with standard EN/ISO 13850, paragraph 4.4.6, the Emergency Stop function logo has been added.

(6) For additional references, see page 34.

Control stations and enclosures

Plastic control stations XALD and XALK

For Harmony XB5 control and signaling units Ø 22


Emergency stop and Emergency switching off heads and circular yellow legends

Emergency stop and Emergency switching off functions conforming to EN/IEC 60204-1, 60364-5-53, EN/ISO 13850, and Machinery Directive 2006/42/EC

Emergency stop function: Mushroom head Emergency stop trigger action and mechanical latching pushbuttons conform to standards EN/IEC 60204-1 and EN/ISO 13850, Machinery Directive 2006/42/EC, and standard EN/IEC 60947-5-5. Emergency switching off function: Mushroom head switching off mechanical latching pushbuttons conform to standards IEC 60364-5-53 and EN/IEC 60947-5-5.

Please contact our Customer Care Center for an explanation of these standards and directives.

Illuminated and non illuminated Emergency stop and Emergency switching off pushbuttons with trigger action and mechanical latching

Shape of head	Type of reset	Signaling type	Type of contact	Supply voltage V	Diameter Ø mm/in.	Color of the push	Reference	Weight kg/lb
Heads only								
	Turn to release	–		–	60/2.362	Red	ZB5AS84W00	0.055/0.121
		Fixed, red		24 ~	60/2.362	Red	ZB5AS84W2B	0.055/0.121
		Fixed, red		120 ~	60/2.362	Red	ZB5AS84W2G	0.055/0.121
		Fixed, red		230 ~	60/2.362	Red	ZB5AS84W2M	0.055/0.121
		Fixed white + fixed red, bi-color		24 ~	60/2.362	Red	ZB5AS84W3B	0.055/0.121

XB5_633_CPFER18128A




ZB5AS84W2B


Empty control stations with metal mounting plate in the back of enclosure (1)

Description	Dimensions (4) w x h x d mm/in.	Number of cut-outs	Reference	Weight kg/lb
Light gray “RAL 7035” base Yellow “RAL 1021” lid For Emergency stop function (3)	68 x 68 x 53/ 2.68 x 2.68 x 2.09	1	XALKW01	0.116/0.56

XALD-K_660_CPMFS18038B



XALKW01

- (1) For compliance with standard EN/ISO 13850, paragraph 4.4.6, the Emergency Stop function logo  has been added.
- (2) Compatible only with illuminated Emergency stop pushbuttons ZB5AS84W●● and legend plate ZBY9W●●.
- (3) Red color pushbutton must be used only for Emergency stop function with XALK yellow background.
- (4) Please see our website www.schneider-electric.com for more precised information about dimensions of components.

Emergency stop and Emergency switching off functions conforming to EN/IEC 60204-1, 60364-5-53, EN/ISO 13850, and Machinery Directive 2006/42/EC

Emergency stop function: Mushroom head Emergency stop trigger action and mechanical latching pushbuttons conform to standards EN/IEC 60204-1 and EN/ISO 13850, Machinery Directive 2006/42/EC, and standard EN/IEC 60947-5-5.

Emergency switching off function: Mushroom head switching off mechanical latching pushbuttons conform to standards IEC 60364-5-53 and EN/IEC 60947-5-5.

Please contact our Customer Care Center for an explanation of these standards and directives.

Illuminated Emergency stop and Emergency switching off functions, mechanical latching pushbuttons with mechanical state indicator (1)

For elevator inspection box applications

Shape of head	Type of reset	Push Diameter Ø mm/in.	Color	Unit reference	Weight kg/lb
---------------	---------------	------------------------	-------	----------------	--------------

Heads only (2)

	Push-pull (1)(3) For Emergency stop and Emergency switching off function	40/1.575	Red	ZB5AT8643M	0.034/0.075
---	---	----------	-----	-------------------	-------------

Description	Conforming to standards	Marking on yellow background	Sold in lots of	Reference	Weight kg/lb
Illuminated Emergency stop function ZB5AT8643M with Ø 60mm / 2.362 in. legend plate	EN/IEC 60204-1 - and EN/ISO 13850		10	ZB5AT8643M140	0.034/0.075
		ARRET D'URGENCE	10	ZB5AT8643M130	0.034/0.075
		EMERGENCY STOP	10	ZB5AT8643M330	0.034/0.075
		NOT HALT	10	ZB5AT8643M230	0.034/0.075
		PARADA DE EMERGENCIA	10	ZB5AT8643M430	0.034/0.075
		ARRESTO DI EMERGENZA	10	ZB5AT8643M630	0.034/0.075

**Illuminated Emergency switching off function only, mechanical latching pushbuttons
Screw clamp terminal connections (Schneider Electric anti-loosening system)**

Shape of head	Type of reset	Push Diameter Ø mm/in.	Color	Reference	Weight kg/lb
---------------	---------------	------------------------	-------	-----------	--------------

	Turn to release	40/1.575	Red	ZB5AW743	0.022/0.049
---	------------------------	----------	-----	-----------------	-------------

Circular yellow legends for ZB5AW743

Diameter mm/in.	Conforming to standards	Marking on yellow background	Sold in lots of	Reference	Weight kg/lb
Used for "Emergency switching off" function					
60/2.362	EN/IEC 60204-1 -		10	ZBY9101	0.004/0.009
		COUPURE D'URGENCE	10	ZBY9160	0.004/0.009
		EMERGENCY SWITCHING OFF	10	ZBY9360	0.004/0.009
		NOT-AUS	10	ZBY9260	0.004/0.009
		DESCONEXION DE EMERGENCIA	10	ZBY9460	0.004/0.009
		INTERRUZIONE DI EMERGENZA	10	ZBY9660	0.004/0.009

(1) For recommended maximum number of contacts constituting the body (fixing collar and contact) associated with the head, see Harmony XB5 catalog, page 22.

(2) Only for use with bodies comprising a light source with integral LED.

(3) Cannot be used with metal guards ZBZ160.



ZB5AT8643M



ZB5AT8643M330



ZB5AW743



ZBY9360

Control stations and enclosures


Plastic control stations XALD and XALK
 For Harmony XB5 control and signaling units Ø 22
 General safe stops

General safe stops

General safe stops are used to stop the operation of a machine in a safe manner. These devices cannot be used as an Emergency stop and must not be associated with a yellow background. General safe stops comprise a yellow bezel and black head.



ZB5AT82Y



ZB5AS942Y

Shape of head	Type of reset	Push		Reference	Weight kg/lb
		Diameter Ø mm/in.	Color		
	Push-pull	40/1.575	Black	ZB5AT82Y	0.050/0.110
	Turn to release	40/1.575	Black	ZB5AS842Y	0.046/0.101
	Key release (key no. 455) (2 keys included with head) (1)	40/1.575	Black	ZB5AS942Y	0.071/0.157

Bellows for harsh environments (2)



ZBZ58

Description	Material	For use with	Color	Sold in lots of	Unit reference	Weight kg/lb
For use in environments subject to humidity, dust, high pressure cleaning, etc.	Silicone	Other functions	Black	2	ZBZ28	0.009/0.020
		Emergency stop/switching off function	Yellow	2	ZBZ58	0.009/0.020

(1) The symbol indicates key withdrawal position(s).
 (2) Not compatible with Ø 30 mm/1.181 in. pushbuttons.

Control stations and enclosures

Plastic control stations XALD and XALK

For Harmony XB5 control and signaling units Ø 22

Stations for customer assembly: heads



ZB5AD2



ZB5AD204

Heads for selector switches (1)							
Shape of head	Type of operator	Number and type of positions	Reference		Weight kg/lb		
			For black bezel	For gray bezel (3) (4)			
	Standard handle, black	2 - stay put	ZB5AD2	ZB5AD2C0	0.017/0.037		
		2 - spring return from right to left	ZB5AD4	ZB5AD4C0	0.020/0.044		
		3 - stay put	ZB5AD3	ZB5AD3C0	0.017/0.037		
		3 - spring return to centre	ZB5AD5	ZB5AD5C0	0.017/0.037		
		3 - spring return from left to centre	ZB5AD7	ZB5AD7C0	0.017/0.037		
		3 - spring return from right to centre	ZB5AD8	ZB5AD8C0	0.017/0.037		
	Standard handle, white	2 - stay put	ZB5AD201	ZB5AD201C0	0.017/0.037		
		2 - spring return from right to left	ZB5AD401	ZB5AD401C0	0.020/0.044		
		3 - stay put	ZB5AD301	ZB5AD301C0	0.017/0.037		
		3 - spring return to centre	ZB5AD501	ZB5AD501C0	0.017/0.037		
		3 - spring return from left to centre	ZB5AD701	ZB5AD701C0	0.017/0.037		
		3 - spring return from right to centre	ZB5AD801	ZB5AD801C0	0.017/0.037		
	Standard handle, green	2 - stay put	ZB5AD203	ZB5AD203C0	0.017/0.037		
		2 - spring return from right to left	ZB5AD403	ZB5AD403C0	0.020/0.044		
		3 - stay put	ZB5AD303	ZB5AD303C0	0.017/0.037		
		3 - spring return to centre	ZB5AD503	ZB5AD503C0	0.017/0.037		
		3 - spring return from left to centre	ZB5AD703	ZB5AD703C0	0.017/0.037		
		3 - spring return from right to centre	ZB5AD803	ZB5AD803C0	0.017/0.037		

(1) Can only be used for actuation of end of row (side) mounted contacts.

(2) For white color plated bezel replace C0 with C1, and for other color plated bezels using the web customization tool, see page 7.

(3) To add customized markings on these references using the web customization tool, see page 7.

Control stations and enclosures



























Plastic control stations XALD and XALK

For Harmony XB5 control and signaling units Ø 22

Stations for customer assembly: heads



ZB5AD204

Heads for selector switches (1) (continued)						
Shape of head	Type of operator	Number and type of positions	Reference		Weight kg/lb	
			For black bezel	For gray bezel (3) (4)		
	Standard handle, red	2 - stay put		ZB5AD204	ZB5AD204C0	0.017/0.037
		2 - spring return from right to left		ZB5AD404	ZB5AD404C0	0.020/0.044
		3 - stay put		ZB5AD304	ZB5AD304C0	0.017/0.037
		3 - spring return to centre		ZB5AD504	ZB5AD504C0	0.017/0.037
		3 - spring return from left to centre		ZB5AD704	ZB5AD704C0	0.017/0.037
		3 - spring return from right to centre		ZB5AD804	ZB5AD804C0	0.017/0.037
	Standard handle, yellow	2 - stay put		ZB5AD205	ZB5AD205C0	0.017/0.037
		2 - spring return from right to left		ZB5AD405	ZB5AD405C0	0.020/0.044
		3 - stay put		ZB5AD305	ZB5AD305	0.017/0.037
		3 - spring return to centre		ZB5AD505	ZB5AD505	0.017/0.037
		3 - spring return from left to centre		ZB5AD705	ZB5AD705	0.017/0.037
		3 - spring return from right to centre		ZB5AD805	ZB5AD805	0.017/0.037
Standard handle, blue	2 - stay put		ZB5AD206	ZB5AD206	0.017/0.037	
	2 - spring return from right to left		ZB5AD406	ZB5AD406	0.020/0.044	
	3 - stay put		ZB5AD306	ZB5AD306	0.017/0.037	
	3 - spring return to centre		ZB5AD506	ZB5AD506	0.017/0.037	
	3 - spring return from left to centre		ZB5AD706	ZB5AD706	0.017/0.037	
	3 - spring return from right to centre		ZB5AD806	ZB5AD806	0.017/0.037	
	Long handle, black	2 - stay put		ZB5AJ2	ZB5AJ2C0	0.017/0.037
		2 - spring return from right to left		ZB5AJ4	ZB5AJ4C0	0.020/0.044
		3 - stay put		ZB5AJ3	ZB5AJ3C0	0.017/0.037
		3 - spring return to centre		ZB5AJ5	ZB5AJ5C0	0.017/0.037
		3 - spring return from left to centre		ZB5AJ7	ZB5AJ7C0	0.017/0.037
		3 - spring return from right to centre		ZB5AJ8	ZB5AJ8C0	0.017/0.037

(1) Can only be used for actuation of end of row (side) mounted contacts.

(2) For white color plated bezel replace C0 with C1, and for other color plated bezels using the web customization tool, see page 7.

(3) To add customized markings on these references using the web customization tool, see page 7.



ZB5AJ

Control stations and enclosures

Plastic control stations XALD and XALK

For Harmony XB5 control and signaling units Ø 22

Stations for customer assembly: heads



ZB5AD39



ZB5AG2



ZB5AG3

Heads for selector switches (1) (continued)

Shape of head	Type of operator	Number and type of positions (2)		Reference		Weight kg/lb
				For black bezel	For gray bezel (4) (5)	
	Knurled knob, black (3)	2 - stay put		ZB5AD29	ZB5AD29C0	0.020/0.044
		2 - spring return from right to left		ZB5AD49	ZB5AD49C0	0.024/0.053
		3 - stay put		ZB5AD39	ZB5AD39C0	0.020/0.044
		3 - spring return to centre		ZB5AD59	ZB5AD59C0	0.020/0.044
		3 - spring return from left to centre		ZB5AD79	ZB5AD79C0	0.020/0.044
		3 - spring return from right to centre		ZB5AD89	ZB5AD89C0	0.020/0.044
			Key switch with key no. 455 (3)	2 - stay put		ZB5AG2
				ZB5AG02	-	0.057/0.126
				ZB5AG4	ZB5AG4C0	0.057/0.126
2 - spring return from right to left				ZB5AG6	ZB5AG6C0	0.061/0.134
3 - stay put				ZB5AG0	ZB5AG0C0	0.057/0.126
				ZB5AG3	ZB5AG3C0	0.057/0.126
				ZB5AG5	-	0.057/0.126
				ZB5AG9	ZB5AG9C0	0.057/0.126
				ZB5AG09	-	0.057/0.126
3 - spring return from left to centre				ZB5AG1	-	0.057/0.126
3 - spring return to centre				ZB5AG7	ZB5AG7C0	0.057/0.126
3 - spring return from right to centre				ZB5AG8	-	0.057/0.126
				ZB5AG05	ZB5AG05C0	0.057/0.126
				ZB5AG08	ZB5AG08C0	0.057/0.126

(1) Can only be used for actuation of end of row (side) mounted contacts.

(2) The symbol "U" indicates key withdrawal position(s).

(3) For specific keys, please contact our Customer Care Center.

(4) For white color plated bezel replace C0 with C1, and for other color plated bezels using the web customization tool, see page 7.

(5) To add customized markings on these references using the web customization tool, see page 7.

Control stations and enclosures

Plastic control stations XALD and XALK

For Harmony XB5 control and signaling units Ø 22

Stations for customer assembly: heads



Heads for selector switches (1) (continued)

Shape of head	Type of operator	Number and type of positions (2)		Reference		Weight kg/lb
				For black bezel	For gray bezel (4) (5)	
	Key switch with key no. 8D1 (3)	2 - stay put		ZB5AG2D	ZB5AG2DC0	0.057/0.126
				ZB5AG02D	-	0.057/0.126
				ZB5AG4D	ZB5AG4DC0	0.057/0.126
		2 - spring return from right to left		ZB5AG6D	-	0.061/0.134
			3 - stay put		ZB5AG0D	-
				ZB5AG3D	-	0.057/0.126
				ZB5AG5D	-	0.057/0.126
				ZB5AG9D	-	0.057/0.126
				ZB5AG09D	-	0.057/0.126
				ZB5AG03D	-	0.057/0.126
		3 - spring return from left to centre		ZB5AG04D	-	0.057/0.126
				ZB5AG06D	-	0.057/0.126
	ZB5AG1D		-	0.057/0.126		
3 - spring return from right to centre		ZB5AG07D	-	0.057/0.126		
		ZB5AG8D	-	0.057/0.126		
		ZB5AG08D	-	0.057/0.126		
3 - spring return to centre		ZB5AG05D	-	0.057/0.126		
		ZB5AG7D	-	0.057/0.126		

Heads for toggle switches

Shape of head	Description	Lever	Type of position	Reference		Weight kg/lb
				For black bezel	For gray bezel (3) (4)	
	2-position	Black	Stay put	ZB5AD28	ZB5AD28C0	0.023/0.051
			Spring return	ZB5AD48	ZB5AD48C0	0.023/0.051
	White	Stay put	ZB5AD2801	ZB5AD2801C0	0.023/0.051	
	Red	Stay put	ZB5AD2804	ZB5AD2804C0	0.023/0.051	
	Blue	Stay put	ZB5AD2806	ZB5AD2806C0	0.023/0.051	

(1) Can only be used for actuation of end of row (side) mounted contacts.

(2) The symbol "K" indicates key withdrawal position(s).

(3) For white color plated bezel replace C0 with C1, and for other color plated bezels using the web customization tool, see page 7.

(4) To add customized markings on these references using the web customization tool, see page 11.



Heads for pilot lights					
Shape of head	For use with body comprising light source type	Color of lens	Reference	Weight kg/lb	
With plain lens					
	With integral LED Protected LED	White	ZB5AV013	0.017/0.037	
		Green	ZB5AV033	0.017/0.037	
		Red	ZB5AV043	0.017/0.037	
		Orange	ZB5AV053	0.017/0.037	
		Yellow	ZB5AV083	0.017/0.037	
		Blue	ZB5AV063	0.017/0.037	
	With integral LED Protected LED	White	ZB5CV013	0.020/0.044	
		Green	ZB5CV033	0.020/0.044	
		Red	ZB5CV043	0.020/0.044	
		Orange	ZB5CV053	0.020/0.044	
		Blue	ZB5CV063	0.020/0.044	
		5 colors (1)	ZB5CV003	0.028/0.062	
With plain lens, for insertion of legend (2)					
	With integral LED Protected LED	White	ZB5AV013E	0.017/0.037	
		Green	ZB5AV033E	0.017/0.037	
		Red	ZB5AV043E	0.017/0.037	
		Orange	ZB5AV053E	0.017/0.037	
		Yellow	ZB5AV083E	0.017/0.037	
		Blue	ZB5AV063E	0.017/0.037	
With grooved lens (3)					
	With integral LED Protected LED	White	ZB5AV013S	0.017/0.037	
		Green	ZB5AV033S	0.017/0.037	
		Red	ZB5AV043S	0.017/0.037	
		Orange	ZB5AV053S	0.017/0.037	
		Yellow	ZB5AV083S	0.017/0.037	
		Blue	ZB5AV063S	0.017/0.037	



Heads for spring return illuminated pushbuttons					
Shape of head	Type of push	Color	Reference		Weight kg/lb
			For black bezel	For gray bezel (4) (5)	
Only for use with bodies comprising a light source with integral LED					
	Flush, plain lens Protected LED	White	ZB5AW313	ZB5AW313C0	0.017/0.037
		Green	ZB5AW333	ZB5AW333C0	0.017/0.037
		Red	ZB5AW343	ZB5AW343C0	0.017/0.037
		Orange	ZB5AW353	ZB5AW353C0	0.017/0.037
		Yellow	ZB5AW383	ZB5AW383C0	0.017/0.037
		Blue	ZB5AW363	ZB5AW363C0	0.017/0.037
	Flush, grooved lens (3) Protected LED	White	ZB5AW313S	ZB5AW313SC0	0.016/0.035
		Green	ZB5AW333S	ZB5AW333SC0	0.016/0.035
		Red	ZB5AW343S	ZB5AW343SC0	0.016/0.035
		Orange	ZB5AW353S	ZB5AW353SC0	0.016/0.035
		Yellow	ZB5AW383S	ZB5AW383SC0	0.016/0.035
		Blue	ZB5AW363S	ZB5AW363SC0	0.016/0.035
	Flush for insertion of legend (1) Protected LED	White	ZB5AA18	ZB5AA18C0	0.018/0.040
		Green	ZB5AA38	ZB5AA38C0	0.018/0.040
		Red	ZB5AA48	ZB5AA48C0	0.018/0.040
		Orange	ZB5AA58	ZB5AA58C0	0.018/0.040
		Yellow	ZB5AA88	ZB5AA88C0	0.018/0.040
		Blue	ZB5AA68	ZB5AA68C0	0.018/0.040
	Projecting Protected LED	White	ZB5AW113	ZB5AW113C0	0.018/0.040
		Green	ZB5AW133	ZB5AW133C0	0.018/0.040
		Red	ZB5AW143	ZB5AW143C0	0.018/0.040
		Orange	ZB5AW153	ZB5AW153C0	0.018/0.040
		Yellow	ZB5AW183	ZB5AW153C0	0.018/0.040
		Blue	ZB5AW163	ZB5AW163C0	0.018/0.040
	Flush for insertion of legend (1) Protected LED	White	ZB5CW313	–	0.023/0.051
		Green	ZB5CW333	–	0.023/0.051
		Red	ZB5CW343	–	0.023/0.051
		Orange	ZB5CW353	–	0.023/0.051
		Blue	ZB5CW363	–	0.023/0.051
		Other versions Heads for flush pushbuttons with illuminated ring. Please consult our Customer Care Centre.			

(1) Head supplied with 5 different colored lenses (white, green, red, yellow, blue) for insertion of legend. For legend ordering information: see page 32.

(2) For legend ordering information: see page 32.

(3) For use in bright ambient light conditions (for example, outdoors in sunlight).

(4) For white color plated bezel replace C0 with C1, and for other color plated bezels using the web customization tool, see page 7.









(5) To add customized markings on these references using the web customization tool, see page 7.

Control stations and enclosures

Plastic control stations XALD and XALK

For Harmony XB5 control and signaling units Ø 22

Stations for customer assembly: heads

Heads for illuminated selector switches with standard handle (1)						
Shape of head	Number and type of positions	Color of handle	Reference		Weight kg/lb	
			For black bezel	For gray bezel (2)(3)		
Only for use with bodies comprising a light source with integral LED 						
 ZB5AK1263	2 - stay put		White	ZB5AK1213	ZB5AK1213C0	0.016/0.035
			Green	ZB5AK1233	ZB5AK1233C0	0.016/0.035
			Red	ZB5AK1243	ZB5AK1243C0	0.016/0.035
			Orange	ZB5AK1253	ZB5AK1253C0	0.016/0.035
			Yellow	ZB5AK1283	ZB5AK1283C0	0.016/0.035
			Blue	ZB5AK1263	ZB5AK1263C0	0.016/0.035
	2 - spring return from right to left		White	ZB5AK1413	ZB5AK1413C0	0.017/0.037
			Green	ZB5AK1433	ZB5AK1433C0	0.017/0.037
			Red	ZB5AK1443	ZB5AK1443C0	0.017/0.037
			Orange	ZB5AK1453	ZB5AK1453C0	0.017/0.037
			Yellow	ZB5AK1483	ZB5AK1483C0	0.017/0.037
			Blue	ZB5AK1463	ZB5AK1463C0	0.017/0.037
3 - stay put		White	ZB5AK1313	ZB5AK1313C0	0.016/0.035	
		Green	ZB5AK1333	ZB5AK1333C0	0.016/0.035	
		Red	ZB5AK1343	ZB5AK1343C0	0.016/0.035	
		Orange	ZB5AK1353	ZB5AK1353C0	0.016/0.035	
		Yellow	ZB5AK1383	ZB5AK1383C0	0.016/0.035	
		Blue	ZB5AK1363	ZB5AK1363C0	0.016/0.035	
3 - spring return to centre		White	ZB5AK1513	ZB5AK1513C0	0.016/0.035	
		Green	ZB5AK1533	ZB5AK1533C0	0.016/0.035	
		Red	ZB5AK1543	ZB5AK1543C0	0.016/0.035	
		Orange	ZB5AK1553	ZB5AK1553C0	0.016/0.035	
		Yellow	ZB5AK1583	ZB5AK1583C0	0.016/0.035	
		Blue	ZB5AK1563	ZB5AK1563C0	0.016/0.035	
3 - spring return from right to centre		White	ZB5AK1813	ZB5AK1813C0	0.016/0.035	
		Green	ZB5AK1833	ZB5AK1833C0	0.016/0.035	
		Red	ZB5AK1843	ZB5AK1843C0	0.016/0.035	
		Orange	ZB5AK1853	ZB5AK1853C0	0.016/0.035	
		Yellow	ZB5AK1883	ZB5AK1883C0	0.016/0.035	
		Blue	ZB5AK1863	ZB5AK1863C0	0.016/0.035	
3 - spring return from left to centre		White	ZB5AK1713	ZB5AK1713C0	0.016/0.035	
		Green	ZB5AK1733	ZB5AK1733C0	0.016/0.035	
		Red	ZB5AK1743	ZB5AK1743C0	0.016/0.035	
		Orange	ZB5AK1753	ZB5AK1753C0	0.016/0.035	
		Yellow	ZB5AK1783	ZB5AK1783C0	0.016/0.035	
		Blue	ZB5AK1763	ZB5AK1763C0	0.016/0.035	

(1) For recommended maximum number of contacts constituting the body (fixing collar and contact) associated with the head, see Harmony XB5 catalog, page 22.

(2) For white color plated bezel replace C0 with C1, and for other color plated bezels using the web customization tool, see page 7.

(3) To add customized markings on these references using the web customization tool, see page 7.



ZB5AK1263



ZB5AK1313



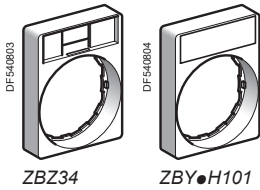
ZB5AK1783

Control stations and enclosures

Plastic control stations XALD and XALK

For Harmony XB5 control and signaling units Ø 22

Stations for customer assembly: accessories



30 x 40 mm legend holders (flush mounting with bezel) for 8 x 27 mm legends (1)

Description	Legend Background color	Sold in lots of	Unit reference	Weight kg/lb
Without legend	–	10	ZBZ34	0.003/0.007
With blank legend	Black or red	10	ZBY2H101	0.004/0.009
	White or yellow	10	ZBY4H101	0.004/0.009
With blank legend for square heads	–	10	ZBCZ34	0.002/0.004
	Black or red background	10	ZBCY2H101	0.002/0.004
	White or yellow background	10	ZBCY4H101	0.002/0.004



Standard 30 x 40 mm legend holders for 8 x 27 mm legends (1)

Description	Legend		Sold in lots of	Unit reference		Weight kg/lb	
	Color	Marking		For black bezel	For gray bezel (4) (5)		
Without legend	–	–	10	ZBZ32	ZBZ32C0	0.001/0.002	
With blank legend (for engraving)	Black or red	–	10	ZBY2101	ZBY2101C0	0.002/0.004	
	White or yellow	–	10	ZBY4101	ZBY4101C0	0.002/0.004	
With 8 x 27 mm/ 0.315 x 1.063 in. legend (with international marking)	Black or red (2)	O (black background)	10	ZBY2146	–	0.002/0.004	
		O (red background)	10	ZBY2931	–	0.002/0.004	
	I	I	10	ZBY2147	–	0.002/0.004	
		II	10	ZBY2148	–	0.002/0.004	
	O-I	O-I	10	ZBY2178	ZBY2178C0	0.002/0.004	
		I-II	10	ZBY2179	–	0.002/0.004	
	I-O-II	I-O-II	10	ZBY2186	ZBY2186C0	0.002/0.004	
		AUTO	10	ZBY2115	–	0.002/0.004	
	Yellow	STOP	10	ZBY2304	ZBY2304C0	0.002/0.004	
		⚠	10	ZBY4140 (3)	–	0.002/0.004	
	With 8 x 27 mm/ 0.315 x 1.063 in. legend (with French language marking)	Black or red (2)	ARRET (red background)	10	ZBY2104	ZBY2104C0	0.002/0.004
			ARRET (black background)	10	ZBY0104	–	0.002/0.004
ARRET GENERAL			10	ZBY2129	–	0.002/0.004	
ARRET REARMEMENT			10	ZBY2133	–	0.002/0.004	
ARRET-MARCHE			10	ZBY2166	ZBY2166C0	0.002/0.004	
ARRIERE			10	ZBY2106	–	0.002/0.004	
AUTO CYCLE-CYCLE			10	ZBY2198	–	0.002/0.004	
AUTO CYCLE-MAIN			10	ZBY2199	–	0.002/0.004	
AUTO-MAIN			10	ZBY2164	–	0.002/0.004	
AUTO-O-MAIN			10	ZBY2185	–	0.002/0.004	
AVANT			10	ZBY2105	–	0.002/0.004	
AVANT-O-ARRIERE			10	ZBY2184	–	0.002/0.004	
C-P-C-NORMAL			10	ZBY2165	–	0.002/0.004	
CYCLE-MAIN			10	ZBY2197	–	0.002/0.004	
DECLENCHEMENT			10	ZBY2132	–	0.002/0.004	
DEFAULT (black background)			10	ZBY2134	–	0.002/0.004	
DEFAULT (red background)			10	ZBY2135	–	0.002/0.004	
DEPART CYCLE			10	ZBY2195	–	0.002/0.004	
DESCENTE			10	ZBY2108	–	0.002/0.004	
DROITE			10	ZBY2109	–	0.002/0.004	
ENCLENCHEMENT			10	ZBY2131	–	0.002/0.004	
EN SERVICE			10	ZBY2111	–	0.002/0.004	
FERMETURE			10	ZBY2114	–	0.002/0.004	
GAUCHE			10	ZBY2110	–	0.002/0.004	
HORS SERVICE			10	ZBY2112	–	0.002/0.004	
HORS-EN			10	ZBY2167	–	0.002/0.004	
LENT			10	ZBY2127	–	0.002/0.004	
MAIN			10	ZBY2116	–	0.002/0.004	
MARCHE			10	ZBY2103	ZBY2103C0	0.002/0.004	
MONTEE			10	ZBY2107	–	0.002/0.004	
OUVERTURE			10	ZBY2113	–	0.002/0.004	
PHASE/PHASE			10	ZBY2196	–	0.002/0.004	
REARMEMENT (red background)	10	ZBY2123	–	0.002/0.004			
REARMEMENT (black background)	10	ZBY0123	–	0.002/0.004			
SOUS TENSION	10	ZBY2126	–	0.002/0.004			
VITE	10	ZBY2128	–	0.002/0.004			
Red	ARRET D'URGENCE	10	ZBY2130 (3)	–	0.002/0.004		

(1) For legends, see pages 31 to 32.

(2) "Start" functions: white letters on black background. "Stop" functions: white letters on red background (unless otherwise specified above).

(3) For compliance with standard EN/ISO 13850, paragraph 4.4.6, the Emergency Stop function logo ⚠ has been added.

(4) For white color plated bezel replace C0 with C1, and for other color plated bezels using the web customization tool, see page 7.

(5) To add customized markings on these references using the web customization tool, see page 7.



Control stations and enclosures

Plastic control stations XALD and XALK

For Harmony XB5 control and signaling units Ø 22

Stations for customer assembly: accessories

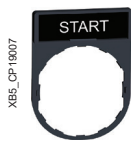
Standard 30 x 40 mm legend holders with 8 x 27 mm legends (continued)						
Description	Legend		Sold in lots of	Reference		Weight kg/lb
	Color	Marking		For black bezel	For gray bezel (3) (4)	
With legend (with English language marking)	Black or red background (1)	AUTO-HAND	10	ZBY2364	–	0.002/0.004
		AUTO-O-HAND	10	ZBY2385	–	0.002/0.004
		CLOSE	10	ZBY2314	–	0.002/0.004
		DOWN	10	ZBY2308	–	0.002/0.004
		FAST	10	ZBY2328	–	0.002/0.004
		FORWARD	10	ZBY2305	–	0.002/0.004
		HAND	10	ZBY2316	–	0.002/0.004
		HAND-OFF-AUTO	10	ZBY2387	–	0.002/0.004
		INCH	10	ZBY2321	–	0.002/0.004
		LEFT	10	ZBY2310	–	0.002/0.004
		OFF	10	ZBY2312	–	0.002/0.004
		OFF-ON	10	ZBY2367	ZBY2367C0	0.002/0.004
		ON	10	ZBY2311	–	0.002/0.004
		OPEN	10	ZBY2313	–	0.002/0.004
		POWER ON	10	ZBY2326	–	0.002/0.004
		RESET (red background)	10	ZBY2323	–	0.002/0.004
		RESET (black background)	10	ZBY2322	–	0.002/0.004
		REVERSE	10	ZBY2306	–	0.002/0.004
		RIGHT	10	ZBY2309	–	0.002/0.004
		RUN	10	ZBY2334	–	0.002/0.004
		SLOW	10	ZBY2327	–	0.002/0.004
		START	10	ZBY2303	ZBY2303C0	0.002/0.004
		STOP-START	10	ZBY2366	–	0.002/0.004
		UP	10	ZBY2307	–	0.002/0.004
With legend (with German language marking)	Black or red background (1)	EMERGENCY STOP	10	ZBY2330 (2)	–	0.002/0.004
		AB	10	ZBY2208	–	0.002/0.004
		AUF	10	ZBY2207	–	0.002/0.004
		AUS	10	ZBY2204	–	0.002/0.004
		AUS-EIN	10	ZBY2266	–	0.002/0.004
		AUS-IN BETRIEB	10	ZBY2267	–	0.002/0.004
		AUS-RÜCKSTELLUNG	10	ZBY2233	–	0.002/0.004
		AUSSCHALTEN	10	ZBY2232	–	0.002/0.004
		AUTO-HAND	10	ZBY2364	–	0.002/0.004
		AUTO-O-HAND	10	ZBY2385	–	0.002/0.004
		AUTOZYKL-HAND	10	ZBY2299	–	0.002/0.004
		AUTOZYKL- 1 ZYKL	10	ZBY2298	–	0.002/0.004
		C-P-C-NORMAL	10	ZBY2265	–	0.002/0.004
		EIN	10	ZBY2203	–	0.002/0.004
		EINSCHALTEN	10	ZBY2231	–	0.002/0.004
		HAND	10	ZBY2316	–	0.002/0.004
		LANGSAM	10	ZBY2227	–	0.002/0.004
		LINKS	10	ZBY2210	–	0.002/0.004
		NOT-AUS (red background)	10	ZBY2230	–	0.002/0.004
		ÖFFNEN	10	ZBY2213	–	0.002/0.004
		RECHTS	10	ZBY2209	–	0.002/0.004
		RÜCKSTELLUNG	10	ZBY2223	–	0.002/0.004
		SCHLIESSEN	10	ZBY2214	–	0.002/0.004
		SCHNELL	10	ZBY2228	–	0.002/0.004
SPANNUNG EIN	10	ZBY2226	–	0.002/0.004		
STEUERUNG AUS	10	ZBY2212	–	0.002/0.004		
STEUERUNG EIN	10	ZBY2211	–	0.002/0.004		
STÖRUNG (black background)	10	ZBY2234	–	0.002/0.004		
STÖRUNG (red background)	10	ZBY2235	–	0.002/0.004		
VOR	10	ZBY2205	–	0.002/0.004		
VOR-O-ZURÜCK	10	ZBY2284	–	0.002/0.004		
ZURÜCK	10	ZBY2206	–	0.002/0.004		
ZYKLUS-HAND	10	ZBY2297	–	0.002/0.004		
ZYKLUSSTART	10	ZBY2295	–	0.002/0.004		
Red background	NOT-HALT	10	ZBY2229 (2)	–	0.002/0.004	
Yellow background	NOT-HALT	10	ZBY22420001 (2)	–	0.002/0.004	

(1) "Start" functions: white letters on black background. "Stop" functions: white letters on red background (unless otherwise specified above).

(2) For compliance with standard EN/ISO 13850, paragraph 4.4.6, the Emergency Stop function logo  has been added.

(3) For white color plated bezel replace C0 with C1, and for other color plated bezels using the web customization tool, see page 7.

(4) To add customized markings on these references using the web customization tool, see page 7.

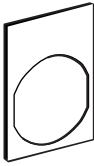


ZBY2303



ZBY2228

522035



ZALY4

Legends (30 x 42 mm) for engraving

Description	Color of background	Sold in lots of	Unit reference	Weight kg/lb
Legends for engraving 2 lines of text	Black or red	10	ZALY2	0.001/0.002
	White or yellow	10	ZALY4	0.001/0.002

Legends (8 x 27 mm) for engraving


For use with	Color of background	Sold in lots of	Unit reference	Weight kg/lb
30 x 40 mm/1.181 x 1.575 in. legend holder	Black or red	10	ZBY0101	0.001/0.002
	White or yellow	10	ZBY0102	0.001/0.002
	Yellow	10	ZBY0140 (1)	0.001/0.002

Sheets of 76 (8 x 27 mm) peel-off legends

For use with	Supplied with	Sold in lots of	Unit reference	Weight kg/lb
30 x 40 mm/1.181 x 1.575 in. legend holders ZBZ32 and ZBZ34	Backing board and protective transparent cover	10	ZBY4100	0.043/0.095

8 x 27 mm marked legends (for 30 x 40 mm legend holders ZBZ32 and ZBZ34)

Language	Color of background	Marking	Reference	Weight kg/lb		
International	Black or red (2)	O (black background)	ZBY02146	0.001/0.002		
		O (red background)	ZBY02931	0.001/0.002		
		I	ZBY02147	0.001/0.002		
		II	ZBY02148	0.001/0.002		
		O-I	ZBY02178	0.001/0.002		
		I-II	ZBY02179	0.001/0.002		
		I-O-II	ZBY02186	0.001/0.002		
		AUTO	ZBY02115	0.001/0.002		
		STOP	ZBY02304	0.001/0.002		
		French	Black or red (2)	ARRET (red background)	ZBY02104	0.001/0.002
ARRET (black background)	ZBY00104			0.001/0.002		
ARRET GENERAL	ZBY02129			0.001/0.002		
ARRET REARMEMENT	ZBY02133			0.001/0.002		
ARRET-MARCHE	ZBY02166			0.001/0.002		
ARRIERE	ZBY02106			0.001/0.002		
AUTO CYCLE-CYCLE	ZBY02198			0.001/0.002		
AUTO CYCLE-MAIN	ZBY02199			0.001/0.002		
AUTO-MAIN	ZBY02164			0.001/0.002		
AUTO-O-MAIN	ZBY02185			0.001/0.002		
AVANT	ZBY02105			0.001/0.002		
AVANT-O-ARRIERE	ZBY02184			0.001/0.002		
C-P-C-NORMAL	ZBY02165			0.001/0.002		
CYCLE-MAIN	ZBY02197			0.001/0.002		
DECLENCHMENT	ZBY02132			0.001/0.002		
DEFAULT (black background)	ZBY02134			0.001/0.002		
DEFAULT (red background)	ZBY02135			0.001/0.002		
DEPART CYCLE	ZBY02195			0.001/0.002		
DESCENTE	ZBY02108			0.001/0.002		
DROITE	ZBY02109			0.001/0.002		
ENCLENCHMENT	ZBY02131			0.001/0.002		
EN SERVICE	ZBY02111			0.001/0.002		
FERMETURE	ZBY02114			0.001/0.002		
GAUCHE	ZBY02110			0.001/0.002		
HORS SERVICE	ZBY02112			0.001/0.002		
HORS-EN	ZBY02167			0.001/0.002		
LENT	ZBY02127			0.001/0.002		
MAIN	ZBY02116			0.001/0.002		
MARCHE	ZBY02103			0.001/0.002		
MONTEE	ZBY02107			0.001/0.002		
OUVERTURE	ZBY02113			0.001/0.002		
PHASE / PHASE	ZBY02196			0.001/0.002		
REARMEMENT (red background)	ZBY02123			0.001/0.002		
REARMEMENT (black background)	ZBY00123			0.001/0.002		
SOUS TENSION	ZBY02126			0.001/0.002		
VITE	ZBY02128			0.001/0.002		
Red				ARRET D'URGENCE	ZBY02130 (1)	0.001/0.002

(1) For compliance with standard EN/ISO 13850, paragraph 4.4.6, the Emergency Stop function logo  has been added.

(2) "Start" functions: white characters on black background. "Stop" functions: white characters on red background (unless otherwise stated above).

816339



ZBY02178

816340



ZBY02104

Control stations and enclosures

Plastic control stations XALD and XALK

For Harmony XB5 control and signaling units Ø 22

Stations for customer assembly: accessories

8 x 27 mm marked legends (for 30 x 40 mm legend holders ZBZ32 and ZBZ34) (continued) (3)

Language	Color of background	Marking	Reference	Weight kg/lb		
English	Black or red (1)	AUTO-HAND	ZBY02364	0.001/0.002		
		AUTO-O-HAND	ZBY02385	0.001/0.002		
		CLOSE	ZBY02314	0.001/0.002		
		DOWN	ZBY02308	0.001/0.002		
		FAST	ZBY02328	0.001/0.002		
		FORWARD	ZBY02305	0.001/0.002		
		HAND	ZBY02316	0.001/0.002		
		HAND-OFF-AUTO	ZBY02387	0.001/0.002		
		INCH	ZBY02321	0.001/0.002		
		LEFT	ZBY02310	0.001/0.002		
		OFF	ZBY02312	0.001/0.002		
		OFF-ON	ZBY02367	0.001/0.002		
		ON	ZBY02311	0.001/0.002		
		OPEN	ZBY02313	0.001/0.002		
		POWER ON	ZBY02326	0.001/0.002		
		RESET (red background)	ZBY02323	0.001/0.002		
		RESET (black background)	ZBY02322	0.001/0.002		
		REVERSE	ZBY02306	0.001/0.002		
		RIGHT	ZBY02309	0.001/0.002		
		RUN	ZBY02334	0.001/0.002		
		SLOW	ZBY02327	0.001/0.002		
		START	ZBY02303	0.001/0.002		
		STOP-START	ZBY02366	0.001/0.002		
UP	ZBY02307	0.001/0.002				
	Red	EMERGENCY STOP	ZBY02330 (2)	0.001/0.002		
German	Black or red (1)	AB	ZBY02208	0.001/0.002		
		AUF	ZBY02207	0.001/0.002		
		AUS	ZBY02204	0.001/0.002		
		AUS-EIN	ZBY02266	0.001/0.002		
		AUS-IN BETRIEB	ZBY02267	0.001/0.002		
		AUS-RUCKSTELLUNG	ZBY02233	0.001/0.002		
		AUSSCHALLEN	ZBY02232	0.001/0.002		
		AUTO-HAND	ZBY02364	0.001/0.002		
		AUTO-O-HAND	ZBY02385	0.001/0.002		
		AUTOZYKL-HAND	ZBY02299	0.001/0.002		
		AUTOZYKL- 1 ZYKL	ZBY02298	0.001/0.002		
		C-P-C-NORMAL	ZBY02265	0.001/0.002		
		EIN	ZBY02203	0.001/0.002		
		EINSCHALTEN	ZBY02231	0.001/0.002		
		HAND	ZBY02316	0.001/0.002		
		LANGSAM	ZBY02227	0.001/0.002		
		LINKS	ZBY02210	0.001/0.002		
		NOT-AUS (red background)	ZBY02230	0.001/0.002		
		ÖFFNEN	ZBY02213	0.001/0.002		
		RECHTS	ZBY02209	0.001/0.002		
		RUCKSTELLUNG	ZBY02223	0.001/0.002		
		SCHLIESSEN	ZBY02214	0.001/0.002		
		SCHNELL	ZBY02228	0.001/0.002		
		SPANNUNG EIN	ZBY02226	0.001/0.002		
		STEUERUNG AUS	ZBY02212	0.001/0.002		
		STEUERUNG EIN	ZBY02211	0.001/0.002		
		STORUNG (black background)	ZBY02234	0.001/0.002		
		STORUNG (red background)	ZBY02235	0.001/0.002		
		VOR	ZBY02205	0.001/0.002		
		VOR-O-ZURUCK	ZBY02284	0.001/0.002		
		ZURUCK	ZBY02206	0.001/0.002		
		ZYKLUS-HAND	ZBY02297	0.001/0.002		
		ZYKLUS-START	ZBY02295	0.001/0.002		
			Red	NOT-HALT	ZBY02229 (2)	0.001/0.002
			Yellow	NOT-HALT	ZBY022420001 (2)	0.001/0.002

(1) "Start" functions: white characters on black background. "Stop" functions: white characters on red background (unless otherwise stated above).

(2) For compliance with standard EN/ISO 13850, paragraph 4.4.6, the Emergency Stop function logo  has been added.

(3) To add customized markings on these references using the web customization tool, ???35030/5

816341

START

ZBY02303

816342

SCHNELL

ZBY02228

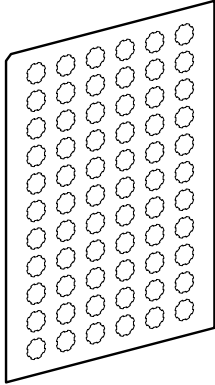
Control stations and enclosures

Plastic control stations XALD and XALK

For Harmony XB5 control and signaling units Ø 22

Stations for customer assembly: accessories

8115344



ZBY1●●●

Legends for pushbuttons, switches and pilot lights XB5A

Description	Marking	Sold in lots of	Unit reference	Weight kg/lb		
Sheets of 66 circular peel-off transparent self-adhesive legends	Without	10	ZBY1101	0.017/0.037		
	International	O	10	ZBY1146	0.017/0.037	
		I	10	ZBY1147	0.017/0.037	
		II	10	ZBY1148	0.017/0.037	
		III	10	ZBY1149	0.017/0.037	
		AUTO	10	ZBY1115	0.017/0.037	
		STOP	10	ZBY1304	0.017/0.037	
		†	10	ZBY1912	0.017/0.037	
		French	ARRET	10	ZBY1104	0.017/0.037
			ARRIERE	10	ZBY1106	0.017/0.037
			AVANT	10	ZBY1105	0.017/0.037
	AUTO		10	ZBY1115	0.017/0.037	
	DESCENTE		10	ZBY1108	0.017/0.037	
	MAIN		10	ZBY1116	0.017/0.037	
	MARCHE		10	ZBY1103	0.017/0.037	
	MONTEE		10	ZBY1107	0.017/0.037	
	English	HAND	10	ZBY1316	0.017/0.037	
		OFF	10	ZBY1312	0.017/0.037	
		ON	10	ZBY1311	0.017/0.037	
		START	10	ZBY1303	0.017/0.037	
German	AB	10	ZBY1208	0.017/0.037		
	AUF	10	ZBY1207	0.017/0.037		
	AUS	10	ZBY1204	0.017/0.037		
	EIN	10	ZBY1203	0.017/0.037		
	ZU	10	ZBY1214	0.017/0.037		
Strip of 66 square peel-off transparent self-adhesive legends	Without	10	ZBCY1101	0.017/0.037		

Circular yellow legends for mushroom head pushbuttons

Used for "Emergency stop" function (1)

Diameter mm/in.	Conforming to standards	Marking on yellow background	Unit reference	Weight kg/lb
60/2.362 (2)	EN/IEC 60204-1 and EN/ISO 13850	–	ZBY9121	0.004/0.009
		ARRET D'URGENCE	ZBY9120	0.004/0.009
		EMERGENCY STOP	ZBY9320	0.004/0.009
		NOT-HALT	ZBY9220	0.004/0.009
		PARADA DI EMERGENCIA	ZBY9420	0.004/0.009
		ARRESTO DE EMERGENZA	ZBY9620	0.004/0.009

Used for "Emergency switching off" function

60/2.362	EN/IEC 60204-1	–	ZBY9101	0.004/0.009
		COUPURE D'URGENCE	ZBY9160	0.004/0.009
		EMERGENCY SWITCHING OFF	ZBY9360	0.004/0.009
		NOT-AUS	ZBY9260	0.004/0.009
		DESCONEXION DE EMERGENCIA	ZBY9460	0.004/0.009
		INTERRUZIONE DI EMERGENZA	ZBY9660	0.004/0.009

(1) For compliance with standard EN/ISO 13850, paragraph 4.4.6, the Emergency Stop function logo  has been added.



ZBY9160

Control stations and enclosures

Plastic control stations XALD and XALK

For Harmony XB5 control and signaling units Ø 22

Stations for customer assembly: accessories

Illuminated rings for Emergency stop (1)(2)

Description	Marking	Signaling	Supply voltage	Color	Sold in lots of	Reference	Weight kg/lb
Ø 60 mm/2.362 in. illuminated ring for Emergency stop	EMERGENCY STOP	Fixed, red	24 V ~	Yellow	1	ZBY9W2B330	0.031/0.068
	ARRET D'URGENCE	Fixed, red	24 V ~	Yellow	1	ZBY9W2B130	0.031/0.068
	NOT HALT	Fixed, red	24 V ~	Yellow	1	ZBY9W2B230	0.031/0.068
	PARADA DE EMERGENCIA	Fixed, red	24 V ~	Yellow	1	ZBY9W2B430	0.031/0.068
	ARRESTO DI EMERGENZA	Fixed, red	24 V ~	Yellow	1	ZBY9W2B630	0.031/0.068
	-	Fixed, red	24 V ~	Yellow	1	ZBY9W2B140	0.031/0.068
	EMERGENCY STOP	Fixed, red	120 V ~	Yellow	1	ZBY9W2G330	0.031/0.068
	ARRET D'URGENCE	Fixed, red	120 V ~	Yellow	1	ZBY9W2G130	0.031/0.068
	NOT HALT	Fixed, red	120 V ~	Yellow	1	ZBY9W2G230	0.031/0.068
	PARADA DE EMERGENCIA	Fixed, red	120 V ~	Yellow	1	ZBY9W2G430	0.031/0.068
	ARRESTO DI EMERGENZA	Fixed, red	120 V ~	Yellow	1	ZBY9W2G630	0.031/0.068
	-	Fixed, red	120 V ~	Yellow	1	ZBY9W2G140	0.031/0.068
	EMERGENCY STOP	Fixed, red	230 V ~	Yellow	1	ZBY9W2M330	0.031/0.068
	ARRET D'URGENCE	Fixed, red	230 V ~	Yellow	1	ZBY9W2M130	0.031/0.068
	NOT HALT	Fixed, red	230 V ~	Yellow	1	ZBY9W2M230	0.031/0.068
	PARADA DE EMERGENCIA	Fixed, red	230 V ~	Yellow	1	ZBY9W2M430	0.031/0.068
ARRESTO DI EMERGENZA	Fixed, red	230 V ~	Yellow	1	ZBY9W2M630	0.031/0.068	
-	Fixed, red	230 V ~	Yellow	1	ZBY9W2M140	0.031/0.068	
EMERGENCY STOP	Fixed, red + white	24 V ~	Yellow	1	ZBY9W3B330	0.031/0.068	
ARRET D'URGENCE	Fixed, red + white	24 V ~	Yellow	1	ZBY9W3B130	0.031/0.068	
NOT HALT	Fixed, red + white	24 V ~	Yellow	1	ZBY9W3B230	0.031/0.068	
PARADA DE EMERGENCIA	Fixed, red + white	24 V ~	Yellow	1	ZBY9W3B430	0.031/0.068	
ARRESTO DI EMERGENZA	Fixed, red + white	24 V ~	Yellow	1	ZBY9W3B630	0.031/0.068	
-	Fixed, red + white	24 V ~	Yellow	1	ZBY9W3B140	0.031/0.068	

XB4_632_CPMFS18026A




ZBY9W2B330

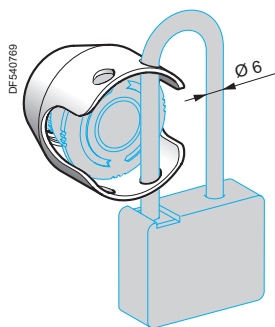
XB4_632_CPMFS18026A



ZBY9W3B140

(1) For compliance with standard EN/ISO 13850, paragraph 4.4.6, the Emergency Stop function logo  has been added.

(2) Compatible only with XALKW01.



ZBZ160●

XB5_632_CFOODA01602Z
ZBZ1605XB4_632_CPFJR16307
ZBY9330MXB4_632_CPFJR16287
ZBY9360M

Accessories for mushroom head pushbuttons (continued)

Description	Exclusive use with the following Ø 40 mm/1.575 in. trigger action pushbuttons	Color	Reference	Weight kg/lb
Metal guards for Emergency stop function, padlockable (1)	XB5AT8● XB5AS8● XB5AS9● ZB5AT8● ZB5AS8● ZB5AS9●	Chromium plated	ZBZ1600	0.046/0.101
		Black	ZBZ1602	0.046/0.101
		Red	ZBZ1604	0.046/0.101
		Yellow	ZBZ1605	0.046/0.101
		Blue	ZBZ1606	0.046/0.101

Circular yellow legends for metal guard ZBZ16●● (2)

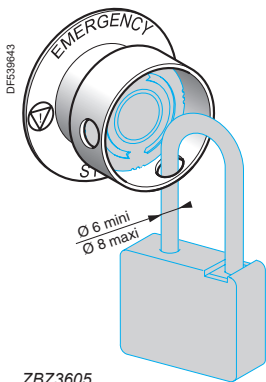
Description	Marking	Color	Sold in lots of	Reference	Weight kg/lb
For Emergency stop function					
Ø 60 mm/2.362 in. legend for metal guard ZBZ16●●	Without	Yellow	10	ZBY9140M	0.004/0.009
	ARRET D'URGENCE	Yellow	10	ZBY9130M	0.004/0.009
	EMERGENCY STOP	Yellow	10	ZBY9330M	0.004/0.009
	NOT-HALT	Yellow	10	ZBY9230M	0.004/0.009
	PARADA DE EMERGENZA	Yellow	10	ZBY9430M	0.004/0.009
	NOODSTOP	Yellow	10	ZBY9530M	0.004/0.009
	ARRESTO DI EMERGENZA	Yellow	10	ZBY9630M	0.004/0.009
	NODSTOPP	Yellow	10	ZBY9730M	0.004/0.009
	NODSTOP	Yellow	10	ZBY9830M	0.004/0.009
For Emergency switching off function					
Ø 60 mm/2.362 in. legend for metal guard ZBZ16●●	Without	Yellow	10	ZBY9101M	0.004/0.009
	COUPURE D'URGENCE	Yellow	10	ZBY9160M	0.004/0.009
	EMERGENCY SWITCHING OFF	Yellow	10	ZBY9360M	0.004/0.009
	NOT-AUS	Yellow	10	ZBY9260M	0.004/0.009
	DESCONEXION DE EMERGENCIA	Yellow	10	ZBY9460M	0.004/0.009
	INTERRUZIONE DI EMERGENZA	Yellow	10	ZBY9660M	0.004/0.009

(1) No isolation function is possible when this guard is fitted.

(2) To add customized markings on these references through web customization tool, see page 7.

Control stations and enclosures

Plastic control stations XALD and XALK
For Harmony XB5 control and signaling units Ø 22
Stations for customer assembly: accessories



Accessories for mushroom head pushbuttons (5)

Description	Exclusive use with the following Ø 40 mm/1.575 in. trigger action pushbuttons	Color	Reference	Weight kg/lb
Padlocking kit (1) (2) for Emergency stop (3) and Emergency switching off function (4), (padlockable)	XB5AS844● XB5AS944● ZB5AS844 ZB5AS944●	Yellow	ZBZ3605	0.045/0.099

Description	Marking	Color	Reference	Weight kg/lb
Ø 60 mm/2.363 in. legend for padlocking device ZBZ3605 for Emergency stop function (3)	-	Yellow	ZBY9140T	0.004/0.009
	ARRET D'URGENCE	Yellow	ZBY9130T	0.004/0.009
	EMERGENCY STOP	Yellow	ZBY9330T	0.004/0.009
	NOT-HALT	Yellow	ZBY9230T	0.004/0.009
Ø 60 mm/2.363 in. legend for padlocking device ZBZ3605 for Emergency switching off function (4)	-	Yellow	ZBY9101T	0.004/0.009
	COUPURE D'URGENCE	Yellow	ZBY9160T	0.004/0.009
	EMERGENCY SWITCHING OFF	Yellow	ZBY9360T	0.004/0.009
	NOT-AUS	Yellow	ZBY9260T	0.004/0.009



(1) Standard circular legends are not compatible with this product. Use special legends ZBY9●●●T.

(2) No isolation function is possible when this guard is fitted.

(3) For conformity with standards EN/IEC 60204-1 and EN/ISO 13850.

(4) For conformity with standard EN/IEC 60204-1.

(5) To add customized markings on these references using the web customization tool, see page 7.

Control stations and enclosures

Plastic control stations XALD and XALK

For Harmony XB5 control and signaling units Ø 22

Stations for customer assembly: accessories

Pushbutton caps - unmarked					
For use with	Cap		Sold in lots of	Unit reference	Weight kg/lb
	Type	Color			
Circular pushbutton heads ZB5AA supplied without cap	Flush	White	10	ZBA1	0.001/0.002
		Black	10	ZBA2	0.001/0.002
		Green	10	ZBA3	0.001/0.002
		Red	10	ZBA4	0.001/0.002
		Yellow	10	ZBA5	0.001/0.002
		Blue	10	ZBA6	0.001/0.002
	Projecting	6 colors (2)	1	ZBA9	0.006/0.013
		White	10	ZBL1	0.001/0.002
		Black	10	ZBL2	0.001/0.002
		Green	10	ZBL3	0.001/0.002
		Red	10	ZBL4	0.001/0.002
		Yellow	10	ZBL5	0.001/0.002
		Blue	10	ZBL6	0.001/0.002
		6 colors (2)	1	ZBL9	0.006/0.013

Pushbutton caps - marked (3) (sold in lots of 10)						
For use with	Type of push	Marking		Color of cap	Unit reference	Weight kg/lb
		Text	Color			
Circular pushbutton heads ZB5AA supplied without cap	Flush	I	White	Green	ZBA331	0.001/0.002
			Black	White	ZBA131	0.001/0.002
		II	White	Green	ZBA336	0.001/0.002
			Black	White	ZBA136	0.001/0.002
		III	White	Green	ZBA337	0.001/0.002
			Black	White	ZBA137	0.001/0.002
		IV	White	Green	ZBA338	0.001/0.002
			Black	White	ZBA138	0.001/0.002
		START	White	Green	ZBA333	0.001/0.002
			Black	White	ZBA133	0.001/0.002
		ON	White	Green	ZBA341	0.001/0.002
			Black	White	ZBA141	0.001/0.002
		MARCHE	White	Green	ZBA342	0.001/0.002
			Black	White	ZBA142	0.001/0.002
		⊕	White	Black	ZBA245	0.001/0.002
			Black	White	ZBA145	0.001/0.002
		UP	Black	White	ZBA343	0.001/0.002
		DOWN	White	Black	ZBA344	0.001/0.002
			White	Black	ZBA335	0.001/0.002
		†	Black	White	ZBA334	0.001/0.002
			O	White	Red	ZBA432
		ARRET	Black	White	ZBA232	0.001/0.002
			White	Red	ZBA433	0.001/0.002
		STOP	Black	White	ZBA233	0.001/0.002
			White	Red	ZBA434	0.001/0.002
		OFF	Black	White	ZBA234	0.001/0.002
			White	Red	ZBA435	0.001/0.002
		⚠	Black	White	ZBA235	0.001/0.002
			White	Green	ZBA346	0.001/0.002
		R	White	Blue	ZBA639	0.001/0.002
		+	White	Black	ZBA2934	0.001/0.002
		-	White	Black	ZBA2935	0.001/0.002

(1) Set of 6 different colored caps: white, black, green, red, yellow and blue.

(2) To add customized markings on these references using the web customization tool, see page 7.



ZBA3



ZBL4



ZBA333

Control stations and enclosures

Plastic control stations XALD and XALK

For Harmony XB5 control and signaling units Ø 22

Stations for customer assembly: accessories



Colored boots				
Description	Color	Sold in lots of	Unit reference	Weight kg/lb
Colored boots (can be replaced without dismantling the head)	Black	10	ZB2BP012	0.003/0.007
	Green	10	ZB2BP013	0.003/0.007
	Red	10	ZB2BP014	0.003/0.007
	Yellow	10	ZB2BP015	0.003/0.007
	Blue	10	ZB2BP016	0.003/0.007
Lens caps				
Circular lens caps for light sources with integral LED				
Pilot lights	White	10	ZBV0113	0.002/0.004
	Green	10	ZBV0133	0.002/0.004
	Red	10	ZBV0143	0.002/0.004
	Orange	10	ZBV0153	0.002/0.004
	Blue	10	ZBV0163	0.002/0.004
	5 different colored grooved lenses (1)	1	ZBV0103S	0.010/0.022
	Illuminated pushbuttons, with flush push	White	10	ZBW9113
Green		10	ZBW9133	0.002/0.004
Red		10	ZBW9143	0.002/0.004
Orange		10	ZBW9153	0.002/0.004
Blue		10	ZBW9163	0.002/0.004
Illuminated pushbuttons, with projecting push	White	10	ZBW9313	0.002/0.004
	Green	10	ZBW9333	0.002/0.004
	Red	10	ZBW9343	0.002/0.004
	Orange	10	ZBW9353	0.002/0.004
	Blue	10	ZBW9363	0.002/0.004
Square lens caps for light sources with integral LED				
Pilot lights	White	10	ZBCV0113	0.002/0.004
	Green	10	ZBCV0133	0.002/0.004
	Red	10	ZBCV0143	0.002/0.004
	Orange	10	ZBCV0153	0.002/0.004
	Blue	10	ZBCV0163	0.002/0.004
Illuminated pushbuttons, with flush push	White	10	ZBCW9113	0.002/0.004
	Green	10	ZBCW9133	0.002/0.004
	Red	10	ZBCW9143	0.002/0.004
	Orange	10	ZBCW9153	0.002/0.004
	Blue	10	ZBCW9163	0.002/0.004
Illuminated pushbuttons, with projecting push	White	10	ZBCW9313	0.002/0.004
	Green	10	ZBCW9333	0.002/0.004
	Red	10	ZBCW9343	0.002/0.004
	Orange	10	ZBCW9353	0.002/0.004
	Blue	10	ZBCW9363	0.002/0.004


(1) Set of 5 different colored lenses: clear, green, red, orange and blue.



ZB5AZ905



ZB5SZ3



ZBZ58



ZBG455

Miscellaneous accessories

Description	For use with	Sold in lots of	Color	Unit reference	Weight kg/lb
Bezel tool	ZB5AZ901 head	10	–	ZB5AZ905	0.016/0.035
Nut	Fixing ZB5A head	10	Green	ZB5AZ903	0.002/0.004
Plastic blanking plugs (with fixing nut)	Square shape for Ø 22/0.866 in. units (1)	10	Black	ZB5SZ5	0.009/0.020
	Circular shape for Ø 22/0.866 in. units	10	Black	ZB5SZ3 (4)(5)	0.009/0.020
Terminal branch	XALD and XALK control stations	10		XALZ09	0.003/0.007
Bellow seals (IP69K) (2)	Control station with 1 cut-out, installed in harsh environment + Emergency Stop pushbutton type ZB5 (see page 16)	2	Black	ZBZ28	0.009/0.020
			Yellow	ZBZ58	0.009/0.020

Replacement keys for Emergency stop key release heads and key switches

Description	Key number	Reference	Weight kg/lb
Set of 2 keys (3)	455	ZBG455	0.013/0.029
	421E	ZBG421E	0.014/0.031
	458A	ZBG458A	0.014/0.031
	520E	ZBG520E	0.014/0.031
	3131A	ZBG3131A	0.014/0.031

(1) Body/fixing collar ZB5AZ009 necessary for fixation, to be ordered separately.

(2) Not compatible with Ø 30 mm/1.181 in. Emergency Stop heads.

(3) Other key numbers are available.

(4) For white color plated bezel replace C0 with C1, and for other color plated bezels using the web customization tool, see page 7.

(5) To add customized markings on these references using the web customization tool, see page 7.

X					
XALD01	13	XALK01	13	XB5PRJ45	15
XALD01H7	13	XALK01H29	13	XB5PUSB3	15
XALD02	13	XALK01H44	13	Z	
XALD02H7	13	XALK01HFR	13	ZALVB1	14
XALD03	13	XALK01T	13	ZALVB3	14
XALD03H7	13	XALK01TH26	13	ZALVB4	14
XALD04	13	XALK01TH29	13	ZALVB5	14
XALD04H7	13	XALK01THFR	13	ZALVB6	14
XALD05	13	XALK02	13	ZALVG1	14
XALD05H7	13	XALK03	13	ZALVG3	14
XALD101	8	XALK04	13	ZALVG4	14
XALD101H29	8	XALK05	13	ZALVG5	14
XALD102	8	XALK178	9	ZALVG6	14
XALD102E	8	XALK1786	9	ZALVM1	14
XALD103	8	XALK178E	9	ZALVM3	14
XALD104	8	XALK178F	9	ZALVM4	14
XALD111	8	XALK178FH26	9	ZALVM5	14
XALD111H29	8	XALK178FH29	9	ZALVM6	14
XALD112	8	XALK178FH44	9	ZALY2	31
XALD112E	8	XALK178FH49	9	ZALY4	31
XALD114	8	XALK178G	9	ZB2BP012	38
XALD114E	8	XALK178GTH26	9	ZB2BP013	38
XALD115	8	XALK178GTH29	9	ZB2BP014	38
XALD116	8	XALK178GTH44	9	ZB2BP015	38
XALD117	8	XALK178GTHFR	9	ZB2BP016	38
XALD118	8	XALK178H26	9	ZB5AA0	16
XALD132	11	XALK178H29	9	ZB5AA1	16
XALD133H7	11	XALK178H44	9	ZB5AA131	17
XALD134	11	XALK178H49	9	ZB5AA131C0	17
XALD142	11	XALK178W3B140E	10	ZB5AA133	17
XALD144	11	XALK178W3B140G	10	ZB5AA136	17
XALD144E	11	XALK188	9	ZB5AA14	16
XALD164	8	XALK188E	9	ZB5AA141	17
XALD164H29H7	8	XALK188F	9	ZB5AA142	17
XALD211	11	XALK188G	9	ZB5AA145	17
XALD211H29	11	XALK188GTH26	9	ZB5AA14C0	16
XALD213	11	XALK198	9	ZB5AA16	16
XALD213E	11	XALK84W2ME	10	ZB5AA16C0	16
XALD214	11	XALK84W2MG	10	ZB5AA18	16
XALD215	11	XALK84W3BE	10		27
XALD222	12	XALK84W3BG	10	ZB5AA18C0	16
XALD222E	12	XALKW01	20		27
XALD223	12	XALZ09	39	ZB5AA1C0	16
XALD224	11	XB5DSB	15	ZB5AA2	16
XALD225	11	XB5DSG	15	ZB5AA232	17
XALD241	11	XB5DSM	15	ZB5AA233	17
XALD311	12	XB5DTB22	15	ZB5AA234	17
XALD311H29H7	12	XB5DTB23	15	ZB5AA235	17
XALD321	12	XB5DTB24	15	ZB5AA24	16
XALD321H29H7	12	XB5DTB25	15	ZB5AA245	17
XALD324	12	XB5DTGM2	15	ZB5AA24C0	16
XALD324E	12	XB5DTGM3	15	ZB5AA26	16
XALD325	12	XB5DTGM4	15	ZB5AA26C0	16
XALD326	12	XB5DTGM5	15	ZB5AA2C0	16
XALD328	12	XB5KS2B4	15	ZB5AA3	16
XALD334	12	XB5KS2B8	15	ZB5AA331	17
XALD339	12	XB5KS2G4	15	ZB5AA331C0	17
XALD361B	11	XB5KS2G8	15	ZB5AA333	17
XALD361M	11	XB5KS2M4	15	ZB5AA333C0	17
XALD363B	11	XB5KS2M8	15	ZB5AA334	17
XALD363G	11	XB5KSB	15	ZB5AA334C0	17
XALD363M	11	XB5KSG	15	ZB5AA335	17
		XB5KSM	15	ZB5AA335C0	17
				ZB5AA336	17
				ZB5AA34	16
				ZB5AA341	17
				ZB5AA342	17
				ZB5AA343	17
				ZB5AA344	17
				ZB5AA34C0	16
				ZB5AA36	16
				ZB5AA36C0	16
				ZB5AA38	16
					27
				ZB5AA38C0	16
					27
				ZB5AA3C0	16
				ZB5AA4	16
				ZB5AA432	17
				ZB5AA432C0	17
				ZB5AA433	17
				ZB5AA434	17
				ZB5AA434C0	17
				ZB5AA435	17
				ZB5AA44	16
				ZB5AA44C0	16
				ZB5AA46	16
				ZB5AA46C0	16
				ZB5AA48	16
					27
				ZB5AA48C0	16
					27
				ZB5AA4C0	16
				ZB5AA5	16
				ZB5AA54	16
				ZB5AA54C0	16
				ZB5AA56	16
				ZB5AA56C0	16
				ZB5AA58	16
					27
				ZB5AA58C0	16
					27
				ZB5AA5C0	16
				ZB5AA6	16
				ZB5AA64	16
				ZB5AA64C0	16
				ZB5AA66	16
				ZB5AA66C0	16
				ZB5AA68	16
					27
				ZB5AA68C0	16
					27
				ZB5AA6C0	16
				ZB5AA8	16
				ZB5AA88	27
				ZB5AA88C0	27
				ZB5AA8C0	16
				ZB5AA9	16
				ZB5AC2	17
				ZB5AC24	17
				ZB5AC3	17
				ZB5AC34	17
				ZB5AC4	17
				ZB5AC44	17
				ZB5AC5	17
				ZB5AC54	17
				ZB5AC6	17
				ZB5AC64	17
				ZB5AD2	23
				ZB5AD201	23
				ZB5AD201C0	23
				ZB5AD203	23
				ZB5AD203C0	23
				ZB5AD204	24
				ZB5AD204C0	24
				ZB5AD205	24
				ZB5AD205C0	24
				ZB5AD206	24
				ZB5AD28	26
				ZB5AD2801	26
				ZB5AD2801C0	26
				ZB5AD2804	26
				ZB5AD2804C0	26
				ZB5AD2806	26
				ZB5AD2806C0	26
				ZB5AD28C0	26
				ZB5AD29	25
				ZB5AD29C0	25
				ZB5AD2C0	23
				ZB5AD3	23
				ZB5AD301	23
				ZB5AD301C0	23
				ZB5AD303	23
				ZB5AD303C0	23
				ZB5AD304	24
				ZB5AD304C0	24
				ZB5AD305	24
				ZB5AD306	24
				ZB5AD39	25
				ZB5AD39C0	25
				ZB5AD3C0	23
				ZB5AD4	23
				ZB5AD401	23
				ZB5AD401C0	23
				ZB5AD403	23
				ZB5AD403C0	23
				ZB5AD404	24
				ZB5AD404C0	24
				ZB5AD405	24
				ZB5AD405C0	24
				ZB5AD406	24
				ZB5AD48	26
				ZB5AD48C0	26
				ZB5AD49	25
				ZB5AD49C0	25
				ZB5AD4C0	23
				ZB5AD5	23
				ZB5AD501	23
				ZB5AD501C0	23
				ZB5AD503	23
				ZB5AD503C0	23
				ZB5AD504	24
				ZB5AD504C0	24
				ZB5AD505	24
				ZB5AD506	24
				ZB5AD59	25
				ZB5AD59C0	25
				ZB5AD5C0	23
				ZB5AD7	23
				ZB5AD701	23
				ZB5AD701C0	23

ZB5AD703	23	ZB5AG8	25	ZB5AK1583	28	ZB5AS84W00	20	ZB5AW353	27
ZB5AD703C0	23	ZB5AG8D	26	ZB5AK1583C0	28	ZB5AS84W2B	20	ZB5AW353C0	27
ZB5AD704	24	ZB5AG9	25	ZB5AK1713	28	ZB5AS84W2G	20	ZB5AW353S	27
ZB5AD704C0	24	ZB5AG9C0	25	ZB5AK1713C0	28	ZB5AS84W2M	20	ZB5AW353SC0	27
ZB5AD705	24	ZB5AG9D	26	ZB5AK1733	28	ZB5AS84W3B	20	ZB5AW363	27
ZB5AD706	24	ZB5AJ2	24	ZB5AK1733C0	28	ZB5AS934	19	ZB5AW363C0	27
ZB5AD79	25	ZB5AJ2C0	24	ZB5AK1743	28	ZB5AS942Y	22	ZB5AW363S	27
ZB5AD79C0	25	ZB5AJ3	24	ZB5AK1743C0	28	ZB5AS944	19	ZB5AW363SC0	27
ZB5AD7C0	23	ZB5AJ3C0	24	ZB5AK1753	28	ZB5AS944D	19	ZB5AW383	27
ZB5AD8	23	ZB5AJ4	24	ZB5AK1753C0	28	ZB5AS964	19	ZB5AW383C0	27
ZB5AD801	23	ZB5AJ4C0	24	ZB5AK1763	28	ZB5AT2	18	ZB5AW383S	27
ZB5AD801C0	23	ZB5AJ5	24	ZB5AK1763C0	28	ZB5AT24	18	ZB5AW383SC0	27
ZB5AD803	23	ZB5AJ5C0	24	ZB5AK1783	28	ZB5AT82Y	22	ZB5AW713	18
ZB5AD803C0	23	ZB5AJ7	24	ZB5AK1783C0	28	ZB5AT84	19	ZB5AW733	18
ZB5AD804	24	ZB5AJ7C0	24	ZB5AK1813	28	ZB5AT844	19	ZB5AW743	21
ZB5AD804C0	24	ZB5AJ8	24	ZB5AK1813C0	28	ZB5AT8643M	21	ZB5AW753	18
ZB5AD805	24	ZB5AJ8C0	24	ZB5AK1833	28	ZB5AT8643M130	21	ZB5AW763	18
ZB5AD806	24	ZB5AK1213	28	ZB5AK1833C0	28	ZB5AT8643M140	21	ZB5AX2	18
ZB5AD89	25	ZB5AK1213C0	28	ZB5AK1843	28	ZB5AT8643M230	21	ZB5AX84	19
ZB5AD89C0	25	ZB5AK1233	28	ZB5AK1843C0	28	ZB5AT8643M330	21	ZB5AZ009	14
ZB5AD8C0	23	ZB5AK1233C0	28	ZB5AK1853	28	ZB5AT8643M430	21	ZB5AZ903	39
ZB5AD912	15	ZB5AK1243	28	ZB5AK1853C0	28	ZB5AT8643M630	21	ZB5AZ905	39
ZB5AD912C0	15	ZB5AK1243C0	28	ZB5AK1863	28	ZB5AV013	27	ZB5CA1	16
ZB5AD922	15	ZB5AK1253	28	ZB5AK1863C0	28	ZB5AV013E	27	ZB5CA2	16
ZB5AD922C0	15	ZB5AK1253C0	28	ZB5AK1883	28	ZB5AV013S	27	ZB5CA2912	17
ZB5AG0	25	ZB5AK1263	28	ZB5AK1883C0	28	ZB5AV033	27	ZB5CA2934	17
ZB5AG02	25	ZB5AK1263C0	28	ZB5AL1	16	ZB5AV033E	27	ZB5CA3	16
ZB5AG02D	26	ZB5AK1283	28	ZB5AL1C0	16	ZB5AV033S	27	ZB5CA331	17
ZB5AG03D	26	ZB5AK1283C0	28	ZB5AL2	16	ZB5AV043	27	ZB5CA4	16
ZB5AG04D	26	ZB5AK1313	28	ZB5AL232	17	ZB5AV043E	27	ZB5CA432	17
ZB5AG05	25	ZB5AK1313C0	28	ZB5AL233	17	ZB5AV043S	27	ZB5CA5	16
ZB5AG05C0	25	ZB5AK1333	28	ZB5AL234	17	ZB5AV053	27	ZB5CA6	16
ZB5AG05D	26	ZB5AK1333C0	28	ZB5AL235	17	ZB5AV053E	27	ZB5CA6939	17
ZB5AG06D	26	ZB5AK1343	28	ZB5AL2C0	16	ZB5AV053S	27	ZB5CL1	16
ZB5AG07D	26	ZB5AK1343C0	28	ZB5AL3	16	ZB5AV063	27	ZB5CL2	16
ZB5AG08	25	ZB5AK1353	28	ZB5AL3C0	16	ZB5AV063E	27	ZB5CL3	16
ZB5AG08C0	25	ZB5AK1353C0	28	ZB5AL4	16	ZB5AV063S	27	ZB5CL4	16
ZB5AG08D	26	ZB5AK1363	28	ZB5AL432	17	ZB5AV083	27	ZB5CL5	16
ZB5AG09	25	ZB5AK1363C0	28	ZB5AL432C0	17	ZB5AV083E	27	ZB5CL6	16
ZB5AG09D	26	ZB5AK1383	28	ZB5AL433	17	ZB5AV083S	27	ZB5CV003	27
ZB5AG0C0	25	ZB5AK1383C0	28	ZB5AL434	17	ZB5AW113	27	ZB5CV013	27
ZB5AG0D	26	ZB5AK1413	28	ZB5AL435	17	ZB5AW113C0	27	ZB5CV033	27
ZB5AG1	25	ZB5AK1413C0	28	ZB5AL4C0	16	ZB5AW133	27	ZB5CV043	27
ZB5AG1D	26	ZB5AK1433	28	ZB5AL5	16	ZB5AW133C0	27	ZB5CV053	27
ZB5AG2	25	ZB5AK1433C0	28	ZB5AL5C0	16	ZB5AW143	27	ZB5CV063	27
ZB5AG2C0	25	ZB5AK1443	28	ZB5AL6	16	ZB5AW143C0	27	ZB5CW313	27
ZB5AG2D	26	ZB5AK1443C0	28	ZB5AL6C0	16	ZB5AW153	27	ZB5CW333	27
ZB5AG2DC0	26	ZB5AK1453	28	ZB5AP1S	16	ZB5AW153C0	27	ZB5CW343	27
ZB5AG3	25	ZB5AK1453C0	28	ZB5AP2S	16	ZB5AW163	27	ZB5CW353	27
ZB5AG3C0	25	ZB5AK1463	28	ZB5AP3S	16	ZB5AW163C0	27	ZB5CW363	27
ZB5AG3D	26	ZB5AK1463C0	28	ZB5AP4S	16	ZB5AW183	27	ZB5SZ3	39
ZB5AG4	25	ZB5AK1483	28	ZB5AP5S	16	ZB5AW313	27	ZB5SZ25	39
ZB5AG4C0	25	ZB5AK1483C0	28	ZB5AP6S	16	ZB5AW313C0	27	ZBA1	37
ZB5AG4D	26	ZB5AK1513	28	ZB5AS12	18	ZB5AW313S	27	ZBA131	37
ZB5AG4DC0	26	ZB5AK1513C0	28	ZB5AS22	18	ZB5AW313SC0	27	ZBA133	37
ZB5AG5	25	ZB5AK1533	28	ZB5AS42	18	ZB5AW333	27	ZBA136	37
ZB5AG5D	26	ZB5AK1533C0	28	ZB5AS52	18	ZB5AW333C0	27	ZBA137	37
ZB5AG6	25	ZB5AK1543	28	ZB5AS55	18	ZB5AW333S	27	ZBA138	37
ZB5AG6C0	25	ZB5AK1543C0	28	ZB5AS62	18	ZB5AW333SC0	27	ZBA141	37
ZB5AG6D	26	ZB5AK1553	28	ZB5AS72	18	ZB5AW343	27	ZBA142	37
ZB5AG7	25	ZB5AK1553C0	28	ZB5AS834	19	ZB5AW343C0	27	ZBA145	37
ZB5AG7C0	25	ZB5AK1563	28	ZB5AS842Y	22	ZB5AW343S	27	ZBA2	37
ZB5AG7D	26	ZB5AK1563C0	28	ZB5AS844	19	ZB5AW343SC0	27	ZBA232	37

ZBA233	37	ZBV0133	38	ZBY02135	31	ZBY02321	32	ZBY2131	29
ZBA234	37	ZBV0143	38	ZBY02146	31	ZBY02322	32	ZBY2132	29
ZBA235	37	ZBV0153	38	ZBY02147	31	ZBY02323	32	ZBY2133	29
ZBA245	37	ZBV0163	38	ZBY02148	31	ZBY02326	32	ZBY2134	29
ZBA2934	37	ZBVB1	14	ZBY02164	31	ZBY02327	32	ZBY2135	29
ZBA2935	37	ZBVB3	14	ZBY02165	31	ZBY02328	32	ZBY2146	29
ZBA3	37	ZBVB4	14	ZBY02166	31	ZBY02330	32	ZBY2147	29
ZBA331	37	ZBVB5	14	ZBY02167	31	ZBY02334	32	ZBY2148	29
ZBA333	37	ZBVB6	14	ZBY02178	31	ZBY02364	32	ZBY2164	29
ZBA334	37	ZBVB8	14	ZBY02179	31	ZBY02364	32	ZBY2165	29
ZBA335	37	ZBVG1	14	ZBY02184	31	ZBY02366	32	ZBY2166	29
ZBA336	37	ZBVG3	14	ZBY02185	31	ZBY02367	32	ZBY2166C0	29
ZBA337	37	ZBVG4	14	ZBY02186	31	ZBY02385	32	ZBY2167	29
ZBA338	37	ZBVG5	14	ZBY02195	31	ZBY02387	32	ZBY2178	29
ZBA341	37	ZBVG6	14	ZBY02196	31	ZBY02931	31	ZBY2178C0	29
ZBA342	37	ZBVG8	14	ZBY02197	31	ZBY1101	33	ZBY2179	29
ZBA343	37	ZBVM1	14	ZBY02198	31	ZBY1103	33	ZBY2184	29
ZBA344	37	ZBVM3	14	ZBY02199	31	ZBY1104	33	ZBY2185	29
ZBA346	37	ZBVM4	14	ZBY02203	32	ZBY1105	33	ZBY2186	29
ZBA4	37	ZBVM5	14	ZBY02204	32	ZBY1106	33	ZBY2186C0	29
ZBA432	37	ZBVM6	14	ZBY02205	32	ZBY1107	33	ZBY2195	29
ZBA433	37	ZBVM8	14	ZBY02206	32	ZBY1108	33	ZBY2196	29
ZBA434	37	ZBW9113	38	ZBY02207	32	ZBY1115	33	ZBY2197	29
ZBA435	37	ZBW9133	38	ZBY02208	32	ZBY1116	33	ZBY2198	29
ZBA5	37	ZBW9143	38	ZBY02209	32	ZBY1146	33	ZBY2199	29
ZBA6	37	ZBW9153	38	ZBY02210	32	ZBY1147	33	ZBY2203	30
ZBA639	37	ZBW9163	38	ZBY02211	32	ZBY1148	33	ZBY2204	30
ZBA9	37	ZBW9313	38	ZBY02212	32	ZBY1149	33	ZBY2205	30
ZBCV0113	38	ZBW9333	38	ZBY02213	32	ZBY1203	33	ZBY2206	30
ZBCV0133	38	ZBW9343	38	ZBY02214	32	ZBY1204	33	ZBY2207	30
ZBCV0143	38	ZBW9353	38	ZBY02223	32	ZBY1207	33	ZBY2208	30
ZBCV0153	38	ZBW9363	38	ZBY02226	32	ZBY1208	33	ZBY2209	30
ZBCV0163	38	ZBY00104	31	ZBY02227	32	ZBY1214	33	ZBY2210	30
ZBCW9113	38	ZBY00123	31	ZBY02228	32	ZBY1303	33	ZBY2211	30
ZBCW9133	38	ZBY0101	31	ZBY02229	32	ZBY1304	33	ZBY2212	30
ZBCW9143	38	ZBY0102	31	ZBY02230	32	ZBY1311	33	ZBY2213	30
ZBCW9153	38	ZBY0104	29	ZBY02231	32	ZBY1312	33	ZBY2214	30
ZBCW9163	38	ZBY0123	29	ZBY02232	32	ZBY1316	33	ZBY2223	30
ZBCW9313	38	ZBY0140	31	ZBY02233	32	ZBY1912	33	ZBY2226	30
ZBCW9333	38	ZBY02103	31	ZBY02234	32	ZBY2101	29	ZBY2227	30
ZBCW9343	38	ZBY02104	31	ZBY02235	32	ZBY2101C0	29	ZBY2228	30
ZBCW9353	38	ZBY02105	31	ZBY022420001	32	ZBY2103	29	ZBY2229	30
ZBCW9363	38	ZBY02106	31	ZBY02265	32	ZBY2103C0	29	ZBY2230	30
ZBCY1101	33	ZBY02107	31	ZBY02266	32	ZBY2104	29	ZBY2231	30
ZBCY2H101	29	ZBY02108	31	ZBY02267	32	ZBY2104C0	29	ZBY2232	30
ZBCY4H101	29	ZBY02109	31	ZBY02284	32	ZBY2105	29	ZBY2233	30
ZBCZ34	29	ZBY02110	31	ZBY02295	32	ZBY2106	29	ZBY2234	30
ZBE101	14	ZBY02111	31	ZBY02297	32	ZBY2107	29	ZBY2235	30
ZBE102	14	ZBY02112	31	ZBY02298	32	ZBY2108	29	ZBY22420001	30
ZBG3131A	39	ZBY02113	31	ZBY02299	32	ZBY2109	29	ZBY2265	30
ZBG421E	39	ZBY02114	31	ZBY02303	32	ZBY2110	29	ZBY2266	30
ZBG455	39	ZBY02115	31	ZBY02304	31	ZBY2111	29	ZBY2267	30
ZBG458A	39	ZBY02116	31	ZBY02305	32	ZBY2112	29	ZBY2284	30
ZBG520E	39	ZBY02123	31	ZBY02306	32	ZBY2113	29	ZBY2295	30
ZBL1	37	ZBY02126	31	ZBY02307	32	ZBY2114	29	ZBY2297	30
ZBL2	37	ZBY02127	31	ZBY02308	32	ZBY2115	29	ZBY2298	30
ZBL3	37	ZBY02128	31	ZBY02309	32	ZBY2116	29	ZBY2299	30
ZBL4	37	ZBY02129	31	ZBY02310	32	ZBY2123	29	ZBY2303	30
ZBL5	37	ZBY02130	31	ZBY02311	32	ZBY2126	29	ZBY2303C0	30
ZBL6	37	ZBY02131	31	ZBY02312	32	ZBY2127	29	ZBY2304	29
ZBL9	37	ZBY02132	31	ZBY02313	32	ZBY2128	29	ZBY2304C0	29
ZBV0103S	38	ZBY02133	31	ZBY02314	32	ZBY2129	29	ZBY2305	30
ZBV0113	38	ZBY02134	31	ZBY02316	32	ZBY2130	29	ZBY2306	30

ZBY2307	30	ZBY9730M	35
ZBY2308	30	ZBY9830M	35
ZBY2309	30	ZBY9W2B130	19
ZBY2310	30	ZBY9W2B140	34
ZBY2311	30	ZBY9W2B230	19
ZBY2312	30	ZBY9W2B330	19
ZBY2313	30	ZBY9W2B430	34
ZBY2314	30	ZBY9W2B630	34
ZBY2316	30	ZBY9W2G130	34
ZBY2321	30	ZBY9W2G140	34
ZBY2322	30	ZBY9W2G230	34
ZBY2323	30	ZBY9W2G330	34
ZBY2326	30	ZBY9W2G430	34
ZBY2327	30	ZBY9W2G630	34
ZBY2328	30	ZBY9W2M130	34
ZBY2330	30	ZBY9W2M140	34
ZBY2334	30	ZBY9W2M230	34
ZBY2364	30	ZBY9W2M330	34
ZBY2366	30	ZBY9W2M430	34
ZBY2367	30	ZBY9W2M630	34
ZBY2367C0	30	ZBY9W3B130	34
ZBY2385	30	ZBY9W3B140	34
ZBY2387	30	ZBY9W3B230	34
ZBY2931	29	ZBY9W3B330	34
ZBY2H101	29	ZBY9W3B430	34
ZBY4100	31	ZBY9W3B630	34
ZBY4101	29	ZBZ1600	35
ZBY4101C0	29	ZBZ1602	35
ZBY4140	29	ZBZ1604	35
ZBY4H101	29	ZBZ1605	35
ZBY9101	21	ZBZ1606	35
ZBY9101M	35	ZBZ28	22
ZBY9101T	36	ZBZ32	29
ZBY9120	19	ZBZ32C0	29
ZBY9121	19	ZBZ34	29
ZBY9130M	35	ZBZ3605	36
ZBY9130T	36	ZBZ48	18
ZBY9140M	35	ZBZ58	22
ZBY9140T	36	ZBZVG	14
ZBY9160	21	ZBZVM	14
ZBY9160M	35	ZENL1111	14
ZBY9160T	36	ZENL1121	14
ZBY9220	19		
ZBY9230M	35		
ZBY9230T	36		
ZBY9260	21		
ZBY9260M	35		
ZBY9260T	36		
ZBY9320	19		
ZBY9330M	35		
ZBY9330T	36		
ZBY9360	21		
ZBY9360M	35		
ZBY9360T	36		
ZBY9420	19		
ZBY9430M	35		
ZBY9460	21		
ZBY9460M	35		
ZBY9530M	35		
ZBY9620	19		
ZBY9630M	35		
ZBY9660	21		
ZBY9660M	35		