


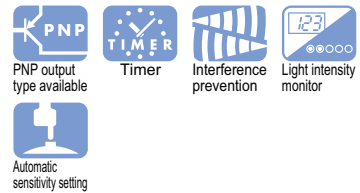
Digital Fiber Sensor FX-300 SERIES

- FIBER SENSORS
- LASER SENSORS
- PHOTOELECTRIC SENSORS
- MICRO PHOTOELECTRIC SENSORS
- AREA SENSORS
- SAFETY LIGHT CURTAINS / SAFETY COMPONENTS
- PRESSURE / FLOW SENSORS
- INDUCTIVE PROXIMITY SENSORS
- PARTICULAR USE SENSORS
- SENSOR OPTIONS
- SIMPLE WIRE-SAVING UNITS
- WIRE-SAVING SYSTEMS
- MEASUREMENT SENSORS
- STATIC CONTROL DEVICES
- LASER MARKERS
- PLC
- HUMAN MACHINE INTERFACES
- ENERGY MANAGEMENT SOLUTIONS
- FA COMPONENTS
- MACHINE VISION SYSTEMS
- UV CURING SYSTEMS

- General terms and conditions..... F-3
- Selection guide P.3~
- SC..... P.987~
- Glossary of terms..... P.1549~
- General precautions P.1552~
- Korea's S-mark..... P.1602



* Cover opened state is shown.

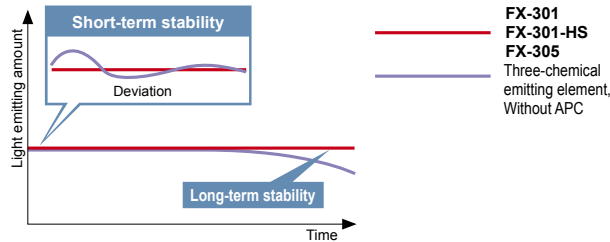


Constant advances achieving significant improvement of sensing performance

Stable sensing over long and short periods **FX-301 FX-301-HS FX-305**


In addition to a "four-chemical emitting element" which suppresses changes in the light emitting element over time so that a stable level of light emission can be maintained over long periods, a "APC (Auto Power Control) circuit" has also been adopted afresh. The light emitting amount can be controlled in minute degrees so that even changes occurring over very short periods can be handled, allowing stable sensing performance by suppressing deviations in light emitting amounts caused by changes in the ambient environment that could not previously be suppressed.

■ Stable sensing comparison



Ultra high-speed 35 μs response **FX-301-HS**

Ultra high-speed 35 μs response. Even small objects moving at high speeds can be sensed. In addition, at 65 μs the FX-301 standard type and FX-305 high-function type is also twice as fast as previous models.



Large display 9999 **FX-305**

Large display with 4 digits (9999). With a greater difference in digit value than previous models, threshold values can be set in units of 1 digit up to maximum 9999. Threshold setting can now be done more easily and accurately.

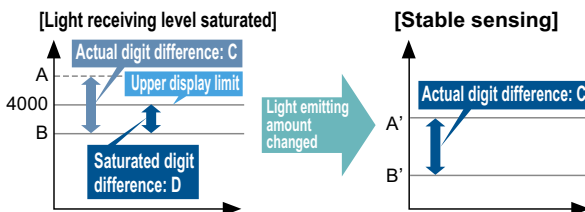


2.5 times previous models!

(During STDF, LONG and U-LG modes)

Light-emitting amount selection **FX-301 FX-301-HS FX-305**

If the light receiving level becomes saturated during close-range sensing or when sensing transparent or minute objects, you can adjust the light emitting amount of the sensor to stabilize sensing **without needing to change the response time**. Sensing that previously required the response time or fibers to be changed can now be set much more easily using this function.




Even beginners can quickly learn how to use the MODE NAVI **All models**

MODE NAVI uses six indicators to display the amplifier's basic operations. The current operating mode can be confirmed at a glance, so even a first time user can easily operate the amplifier without becoming confused.

Easy confirming of threshold value settings **FX-301 FX-301-HS FX-305**

The threshold value can be confirmed by turning the jog switch even during RUN mode.



Jog switch is turned
Left: FX-301(-HS) Right: Output 2 for FX-305 Output 1 for FX-305

- Selection Guide
- Fibers
- Fiber Amplifiers
- Other Products
- FX-300**
- FX-311
- FX-301-F7/ FX-301-F
- FX-11A
- FX2
- FX-CH2
- FX-CH

ORDER GUIDE**Amplifiers** Quick-connection cable is not supplied with the amplifier. Please order it separately.

Type	Appearance	Model No.	Emitting element	Output
Standard type		FX-301	Red LED	NPN open-collector transistor
		FX-301P		PNP open-collector transistor
		FX-301B	Blue LED	NPN open-collector transistor
		FX-301BP		PNP open-collector transistor
		FX-301G	Green LED	NPN open-collector transistor
		FX-301GP		PNP open-collector transistor
		FX-301H	Infrared LED	NPN open-collector transistor
		FX-301HP		PNP open-collector transistor
		High-speed type		FX-301-HS
FX-301P-HS	PNP open-collector transistor			
High-function type		FX-305	Red LED	NPN open-collector transistor
		FX-305P		PNP open-collector transistor

FIBER
SENSORSLASER
SENSORSPHOTO-
ELECTRIC
SENSORSMICRO
PHOTO-
ELECTRIC
SENSORSAREA
SENSORSSAFETY LIGHT
CURTAINS /
SAFETY
COMPONENTSPRESSURE /
FLOW
SENSORSINDUCTIVE
PROXIMITY
SENSORSPARTICULAR
USE
SENSORSSENSOR
OPTIONSSIMPLE
WIRE-SAVING
UNITSWIRE-SAVING
SYSTEMSMEASURE-
MENT
SENSORSSTATIC
CONTROL
DEVICESLASER
MARKERS

PLC

HUMAN
MACHINE
INTERFACESENERGY
MANAGEMENT
SOLUTIONSFA
COMPONENTSMACHINE
VISION
SYSTEMSUV
CURING
SYSTEMSSelection
Guide

Fibers

Fiber
AmplifiersOther
Products**FX-300****FX-311****FX-301-F7/
FX-301-F****FX-11A****FX2****FX-CH2****FX-CH**

FIBER SENSORS
LASER SENSORS
PHOTO-ELECTRIC SENSORS
MICRO PHOTO-ELECTRIC SENSORS
AREA SENSORS
SAFETY LIGHT CURTAINS / SAFETY COMPONENTS
PRESSURE / FLOW SENSORS
INDUCTIVE PROXIMITY SENSORS
PARTICULAR USE SENSORS
SENSOR OPTIONS
SIMPLE WIRE-SAVING UNITS
WIRE-SAVING SYSTEMS
MEASUREMENT SENSORS
STATIC CONTROL DEVICES
LASER MARKERS
PLC
HUMAN MACHINE INTERFACES
ENERGY MANAGEMENT SOLUTIONS
FA COMPONENTS
MACHINE VISION SYSTEMS
UV CURING SYSTEMS

ORDER GUIDE

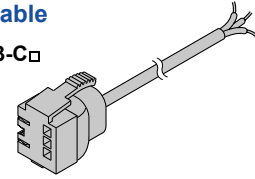
Quick-connection cables

For FX-301 □ Quick-connection cable is not supplied with the amplifier. Please order it separately.

Type	Model No.	Description	
Main cable (3-core)	CN-73-C1	Length: 1 m 3.281 ft	0.2 mm ² 3-core cabtyre cable, with connector on one end Cable outer diameter: ø3.3 mm ø0.130 in
	CN-73-C2	Length: 2 m 6.562 ft	
	CN-73-C5	Length: 5 m 16.404 ft	
Sub cable (1-core)	CN-71-C1	Length: 1 m 3.281 ft	0.2 mm ² 1-core cabtyre cable, with connector on one end Cable outer diameter: ø3.3 mm ø0.130 in
	CN-71-C2	Length: 2 m 6.562 ft	
	CN-71-C5	Length: 5 m 16.404 ft	

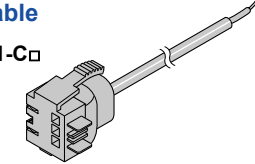
Main cable

- **CN-73-C** □



Sub cable

- **CN-71-C** □

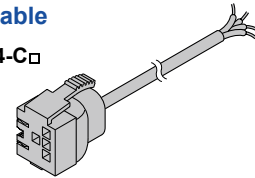


For FX-305(P) □ Quick-connection cable is not supplied with the amplifier. Please order it separately.

Type	Model No.	Description	
Main cable (4-core)	CN-74-C1	Length: 1 m 3.281 ft	0.2 mm ² 4-core cabtyre cable, with connector on one end Cable outer diameter: ø3.3 mm ø0.130 in
	CN-74-C2	Length: 2 m 6.562 ft	
	CN-74-C5	Length: 5 m 16.404 ft	
Sub cable (2-core)	CN-72-C1	Length: 1 m 3.281 ft	0.2 mm ² 2-core cabtyre cable, with connector on one end Cable outer diameter: ø3.3 mm ø0.130 in
	CN-72-C2	Length: 2 m 6.562 ft	
	CN-72-C5	Length: 5 m 16.404 ft	

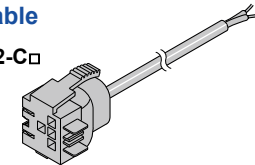
Main cable

- **CN-74-C** □

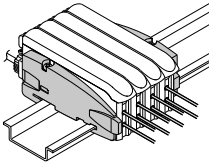


Sub cable

- **CN-72-C** □



End plates □ End plates are not supplied with the amplifier. Please order them separately when the amplifiers are mounted in cascade.

Appearance	Model No.	Description
	MS-DIN-E	When amplifiers are mounted in cascade, or when an amplifier moves depending on the way it is installed on a DIN rail, these end plates clamp amplifiers into place on both sides. Make sure to use end plates when cascading multiple amplifiers together. 2 pcs. per set

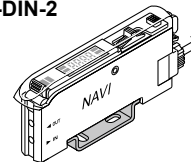
OPTIONS

Designation	Model No.	Description
Amplifier mounting bracket	MS-DIN-2	Mounting bracket for amplifier
Fiber amplifier protection seal (Note)	FX-MB1	10 sets of 2 communication window seals and 1 connector seal Communication window seal: It prevents malfunction due to transmission signal from another amplifier, as well as, prevents effect on another amplifier. Connector seal: It prevents contact of any metal, etc., with the pins of the quick-connection cable.

Note: Fiber amplifier protection seals are supplied with the **FX-301(P)** and **FX-305(P)**.

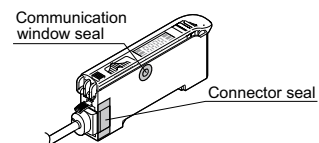
Amplifier mounting bracket

- **MS-DIN-2**



Fiber amplifier protection seal

- **FX-MB1**



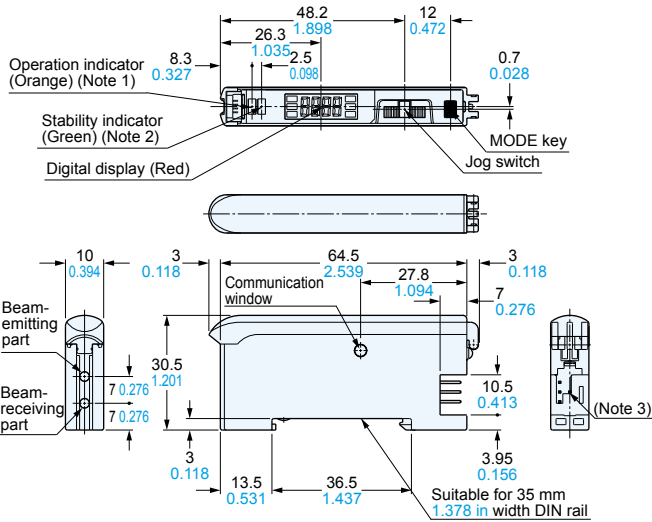
LIST OF FIBERS

Refer to "Fiber Selection p.5 ~" for details of each fiber. Refer to our website for sensing range.

DIMENSIONS (Unit: mm in)

Refer to p.63~ for dimensions of the fibers.
The CAD data can be downloaded from our website.

FX-301□ FX-305(P) Amplifier

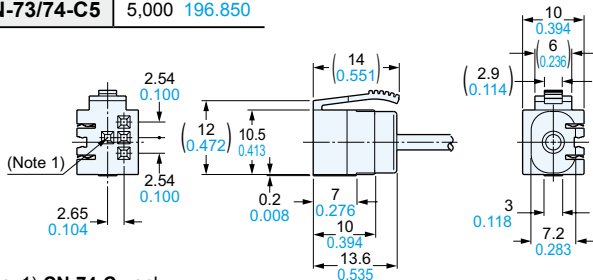
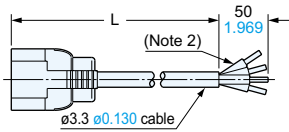


- Notes: 1) **FX-305**□: Output 1 operation indicator (Orange)
- 2) **FX-305**□: Output 2 operation indicator (Orange)
- 3) **FX-301**□: 3-pin, **FX-305**□: 4-pin

CN-73-C□ CN-74-C□ Main cable (Optional)

• Length L

Model No.	Length L
CN-73/74-C1	1,000 39.370
CN-73/74-C2	2,000 78.740
CN-73/74-C5	5,000 196.850

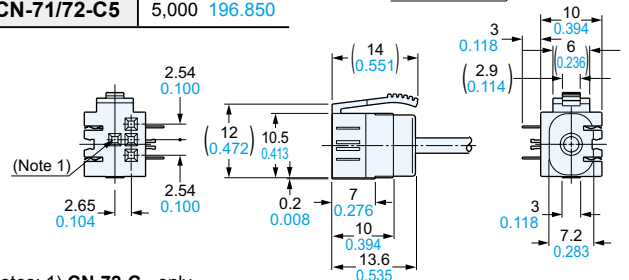
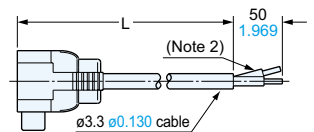


- Notes: 1) **CN-74-C**□ only
- 2) **CN-73-C**□: 3-core

CN-71-C□ CN-72-C□ Sub cable (Optional)

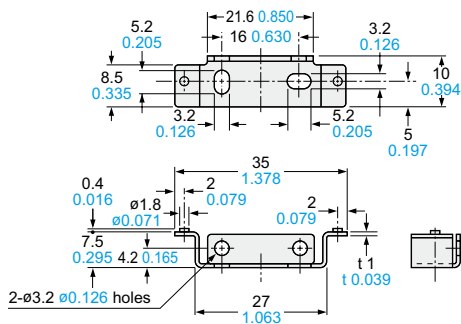
• Length L

Model No.	Length L
CN-71/72-C1	1,000 39.370
CN-71/72-C2	2,000 78.740
CN-71/72-C5	5,000 196.850



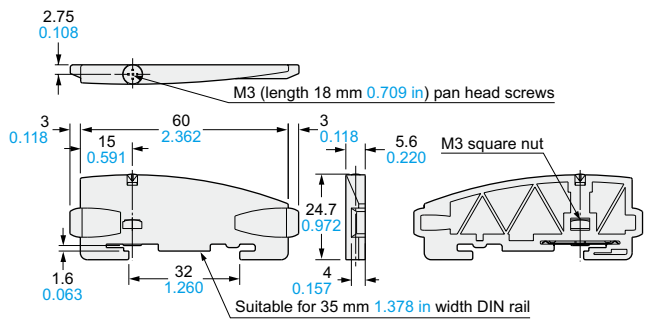
- Notes: 1) **CN-72-C**□ only
- 2) **CN-71-C**□: 1-core

MS-DIN-2 Amplifier mounting bracket (Optional)



Material: Cold rolled carbon steel (SPCC)
(Uni-chrome plated)

MS-DIN-E End plate (Optional)



Material: Polycarbonate

FIBER SENSORS

LASER SENSORS

PHOTO-ELECTRIC SENSORS

MICRO PHOTO-ELECTRIC SENSORS

AREA SENSORS

SAFETY LIGHT CURTAINS / SAFETY COMPONENTS

PRESSURE / FLOW SENSORS

INDUCTIVE PROXIMITY SENSORS

PARTICULAR USE SENSORS

SENSOR OPTIONS

SIMPLE WIRE-SAVING UNITS

WIRE-SAVING SYSTEMS

MEASUREMENT SENSORS

STATIC CONTROL DEVICES

LASER MARKERS

PLC

HUMAN MACHINE INTERFACES

ENERGY MANAGEMENT SOLUTIONS

FA COMPONENTS

MACHINE VISION SYSTEMS

UV CURING SYSTEMS

Selection Guide

Fibers

Fiber Amplifiers

Other Products

FX-300

FX-311

FX-301-F / FX-301-F

FX-11A

FX2

FX-CH2

FX-CH